

Love

I'm not Alone

BOOK

01

Activate English

BIONIC
mind

► Inglés del futuro

Mint®
ENJOY

Refresh your knowledge

CREDITS

Título de la obra completa

BIONIC Mind

ISBN: XXXXXXXXXXXXX

Autores

Adriana del Pilar Martínez Barbosa

Adriana de los Ángeles Quintero Orjuela

Título de la obra

Activate English I - BIONIC

ISBN: XXXXXXXXXXXXX

Ilustraciones

Rodolfo Fernando León Sánchez

Linea Publicidad Ltda.

Diseño Gráfico & Diagramación

Linea Publicidad Ltda.

Editor

WorkShip

Carrera 14 N° 98-34

Teléfono: (1) 6049696

Bogotá D.C - Colombia

Impresión

Nuevas Ediciones S.A

Carrera 26ª 5ª - 92

Bogotá, D.C - Colombia

Lugar y fecha de edición

Bogotá D.C 2015

© 2015. Prohibida su reproducción total o parcial.
Todos los derechos patrimoniales de la obra son reservados.

The logo for BIONIC mind features a stylized lightning bolt icon to the left of the word "BIONIC" in a bold, sans-serif font. Below "BIONIC" is the word "mind" in a smaller, lowercase, sans-serif font, followed by a registered trademark symbol (®).



es un programa de Inglés para niños. El programa ha sido creado y diseñado para aprender mediante la navegación a través de ideas y conceptos mentales de la cultura universal ingle-

sa de todos los tiempos. Es el método mas avanzado de enseñanza, el cual a través de escenarios vivenciales del pasado y del futuro y la aplicación de programación neurolingüística, diversifica el aprendizaje y la potencia el conocimiento con experiencias racionales sensoriales y emocionales en el idioma inglés, en un viaje a través del tiempo.

El programa se basa en una novedosa pedagogía ágil y agradable donde el niño adquiere al final de cada libro las competencias necesarias para expresarse adecuadamente en el idioma inglés, utilizando cuatro habilidades básicas en el aprendizaje de un idioma como son el escuchar, el hablar, el leer y el saber escribir. En este proceso el niño recibe conocimientos sobre temas culturales de gran interés como son el arte, la salud, el entretenimiento, los deportes, los hobbies, la cocina y el desarrollo personal entre muchos otros.

La ingeniería biónica comprende múltiples disciplinas, las cuales unidas, buscan integrar sistemas biológicos y electrónicos. Derivado de esto, la pedagogía de aprendizaje desarrollada por Mint Enjoy garantiza que el niño adquiera progresivamente, vocabulario, pronunciación y fluidez que le permitan interactuar en cualquier tipo de situación cotidiana que demanda la globalización de las comunicaciones en el idioma inglés, lengua dominante en el mundo de hoy y del futuro.

Bienvenido a Bionic Mind, El Inglés del futuro.

INDEX



Unidad 1: This is Me

Lesson 1: Meeting Flynn 6

Lesson 2: I am Special 7

Lesson 3: My Face 9

Lesson 4: Taking Care of Myself 12

Unidad 2: Special People Around Me

Lesson 1: My Family 13

Actions

Use your **STICKERS WORKSHEET 4** to paste according to the silhouette. Then, match them to the words.



1. **READ**

2. **LISTEN**

3. **MATCH**

4. **STICK/PASTE**

5. **TRACE**



Unit 1

Lesson 1 Meeting Flynn

mother

TRACE


HELLO!!

Trace the words

HELLO HELLO HELLO

HELLO HELLO HELLO

HELLO HELLO HELLO






DRAW/STICK!

Unit 1


Lesson 2 I am Special

THIS IS ME!

I am special as I can be... **DECORATE THIS PICTURE FRAME** and **STICK YOUR PHOTO** in the center.



I AM SPECIAL!




Me

COLOR FLYNN and TRACE what he says...

mother

TRACE



This is me! This is me!

This is me! This is me!

This is me! This is me!

This is me! This is me!

This is me! This is me!






COLOR

Unit 1

Lesson 3 My Face

My Face

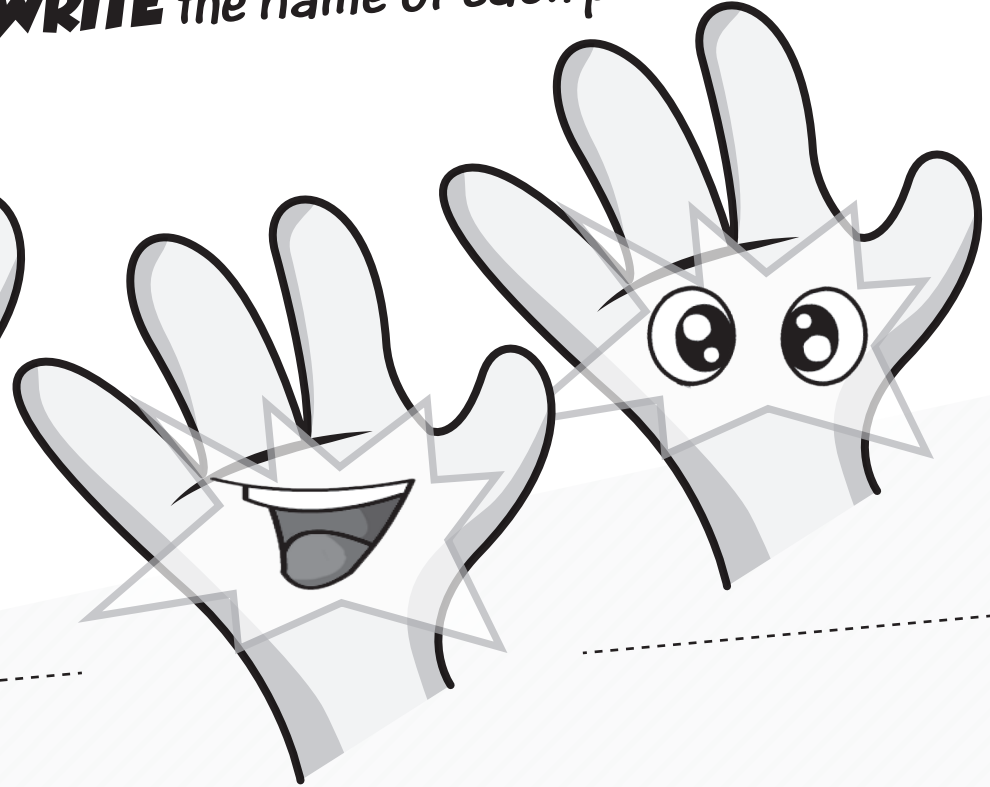
COLOR the following pictures, and **WRITE** the name of each part of the face



.....



.....




.....




COLOR THE CORRESPONDING PART of the face




COLOR




NOSE



EYES




MOUTH




FACE



Help Flynn **COMPLETE HIS FACE...**



EYES



NOSE



MOUTH



PLAY!!

TAKING CARE OF MYSELF

DRAW THE PART of the face that is missing to complete the sentences.



I Blow My

I Wash My







Unit 2

Lesson 1

My Family

My Family

CONNECT THE DOTS AND TRACE
the following words:



Sister


Mom

Dad


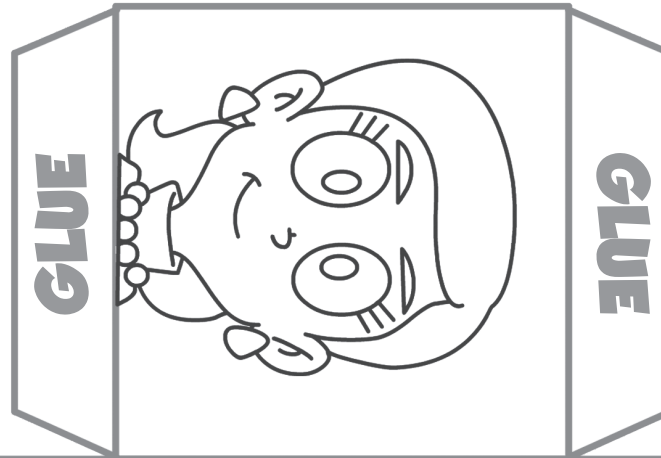
Family

Brother

**COLOR THE PICTURES
OF FLYNN'S FAMILY**
and cut out the dice to play.



ROLL THE DICE AND SAY
the picture you see.



SING

Imagine that Flynn is singing to his family.
Now sing a song using the sentences below.




SOME FAMILIES
ARE NICE.



SOME FAMILIES
ARE FUN.




BUT I LOVE
MY FAMILY.
THE BEST
OF ALL.



My Family

CIRCLE THE WORD according to the picture.



Tom

Flynn


Peter



Dad

Sister

Brother



Mom

Family

Sister



Flynn

Dad


Brother




Family

Brother


Mom



1. Draw three large hearts on red paper and paste them as follows:



2. Paste a **PICTURE OF YOU** on the first heart, a **PICTURE OF YOUR FAMILY** on the second heart and **THE WORD: LOVE** on the third heart.



My Boardgame!

1. Place the token on the start.
2. Roll a die.
3. Move the token as the dice shows.
4. Say the word you land on.



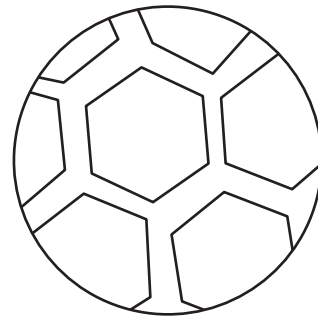

PLAY!!

Missing Colors!



Flynn is sad because his toys have no colors!
COLOR HIS TOYS ACCORDING TO THE LABELS!





YELLOW





BLUE



RED



GREEN



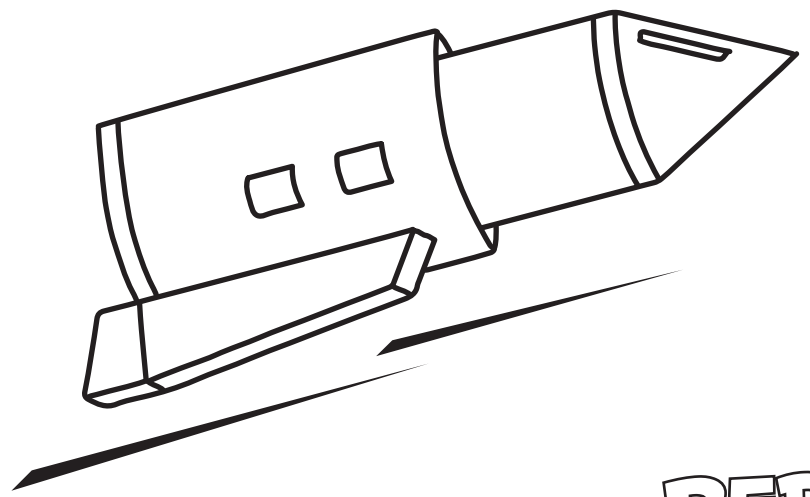


COLOR/STICK


Colors around me!

COLOR and use your **STICKERS WORKSHEET 5** to complete these spaceships:


YELLOW




BLUE



RED



GREEN





Blue Blue

Blue Blue

Blue Blue



Yellow Yellow

Yellow Yellow

Yellow Yellow



Red Red

Red Red

Red Red



Green Green


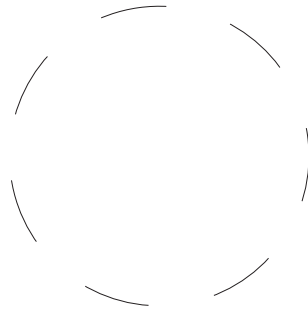


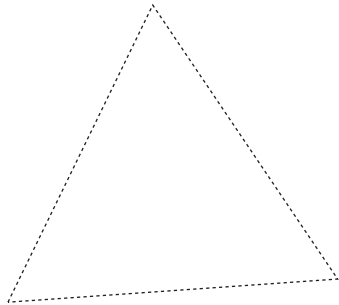


Green Green

Green Green






Shapes around me!

TRACE AND DRAW OTHER SHAPES
that look like these...



TRACE AND MATCH the words to the pictures.



○ Square

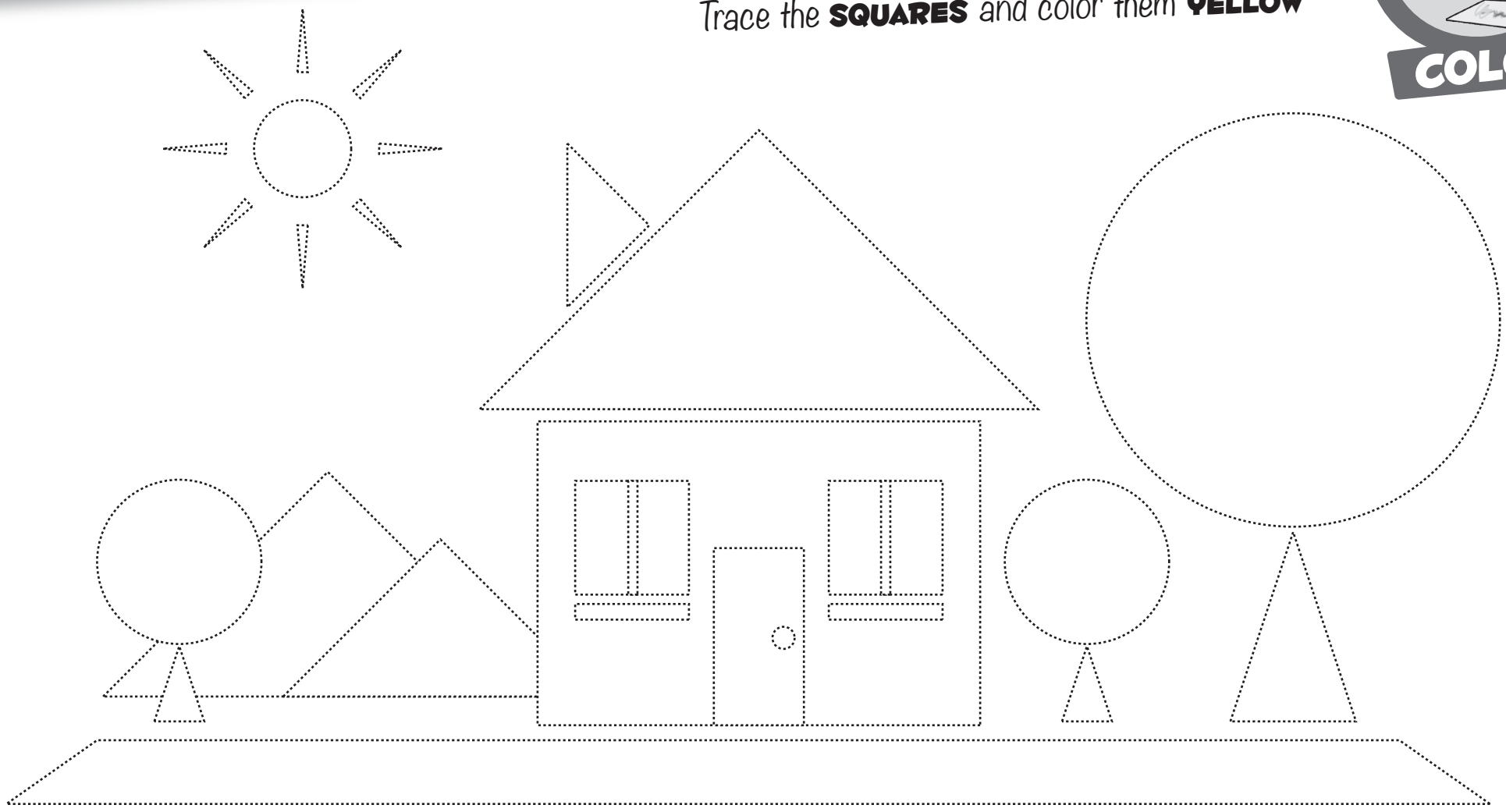
○ Triangle

○ Circle



Shapes around me!

Trace the **SQUARES** and color them **BLUE**
Trace the **TRIANGLES** and color them **GREEN**
Trace the **SQUARES** and color them **YELLOW**



CUT OUT THIS GAME.

use a pencil, spin and say
the word it lands on!!



SPINNER

