

Solidarity

I Care About You

BOOK

04

Activate English

BIONIC
mind®

►► Inglés del futuro

CREDITS

Título de la obra completa
English Values BIONIC mind
ISBN: 978-958-8830-39-1

Autores
Adriana del Pilar Martínez Barbosa
Adriana de los Ángeles Quintero Orjuela

Título de la obra
Activate English 04 Solidarity Icare about you
ISBN: 978-958-8830-50-6

Ilustraciones
Rodolfo Fernando León Sánchez

Diseño Gráfico & Diagramación
Linea Publicidad Ltda.

Diseño Interactivo
Amapola Azul

Editor

Editora TEN S.A.S.
Carrera 14 N° 98-34
Teléfono: (1) 6049696
Bogotá, D.C. - Colombia

Impresión

Nuevas Ediciones S.A.S
Carrera 26ª 5ª - 92
Bogotá, D.C. - Colombia

Lugar y fecha de edición

Bogotá, D.C. 2018

© 2018. Prohibida su reproducción total o parcial.
Todos los derechos patrimoniales de la obra son reservados

BIONIC
mind®



Bionic Mind is an English method for children; with its components and contents organized in an Orderly and systematic fashion, which allows to reach the optimal result in the English lan-

guage control. The method has been created and designed to Learn by means of the navigation through ideas, mental concepts, culture, and human values in English. It is the most advanced method of teaching through experiential themes that enhance ability with rational, sensory, and emotional experiences in the English language on a journey through time.

The BIONIC Mind Method is based on a new, easy to adapt, and agile pedagogy, in which the child acquires at the end of each book of human values the necessary skills to adequately express themselves in the English language, using the four basic skills in learning a language such as Listening, speaking, reading, and developing the ability to write. In this process the child receives knowledge about topics of great interest such as: Love, Friendship, Respect, Solidarity, Tolerance, Honesty, and manners for personal development among many others.

Bionic engineering comprises multiple disciplines, which together, seek to integrate Biological and electronic systems. As a result of this, the learning method developed by BIONIC Mind guarantees that the child progressively acquires vocabulary, pronunciation, and the fluency That Will Allow the child to interact in any kind of everyday situation demanded by the globalization of Communications in the English language, dominant language in today's world and the future world.

Welcome to Bionic Mind, The English of the future.



INDEX



Unit 1: I care about You

Lesson 1: Helping People **6**

Lesson 2: Objects in the House **13**

Lesson 3: My Neighborhood **15**

Unit 2: People in Need

Lesson 1: People in Need **17**

Lesson 2: Offering Help **23**

Lesson 1 Helping People



**MATCH AND
CIRCLE**

Match the pictures with the corresponding words and circle the activities you can do to help around the house.

Dust






Feed dog

Fold laundry

Take out trash

Walk dog

Vacuum



Sweep

Water grass

Clean up

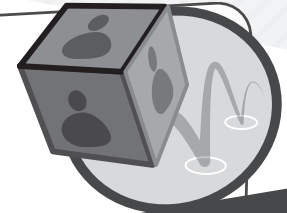
Wash dog

Wash window

Iron

Dominoes!

Write one of the phrases below next to each picture.
Then cut-out the dominoes pieces, paste them on cardboard and play!



PLAY!





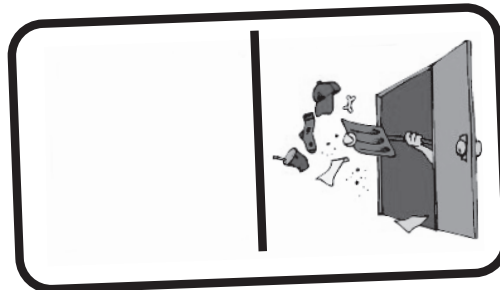

Do dishes

Fold clothes

Take out trash

Dust

Wash window



Walk dog


Clean up

Sweep

Wash dog

Water grass






Write 6 chores you do in your house and tick ✓ the days of the week you do them.




	Chore	Sunday	Monday	Tuesday	Wednesday	Thursday	Friday	Saturday
1								
2								
3								
4								
5								
6								

Days Caterpillar




Cut out the days of the week and paste them in order on the caterpillar.
Decorate it and hang it on your bedroom's wall!




Monday



Wednesday






Saturday



Tuesday



Thursday



Friday

Sunday




Days of the Week

Trace the days of the week, find them in the word-search and write them in the correct order.



COMPLETE



• Sunday



• Monday



• Tuesday



• Wednesday



• Thursday



• Friday



• Saturday

1. _____
2. _____
3. _____
4. _____
5. _____
6. _____
7. _____

Word Search

T	B	J	I	E	Y	Y	K	Y	W	C	W	J	L	S
X	O	F	N	H	P	A	E	E	U	L	U	A	P	M
G	P	J	H	F	R	D	Z	M	L	W	E	B	Q	X
Y	S	I	U	M	L	S	S	N	P	T	W	I	Z	R
T	A	S	T	N	C	E	O	C	M	U	W	Y	Q	Y
M	T	D	S	E	X	N	Y	H	B	M	Q	K	K	A
O	U	L	N	Z	M	D	A	D	F	A	M	P	Q	D
C	R	Y	D	U	R	E	G	Z	R	K	Y	E	V	S
K	D	Q	A	N	S	W	H	G	I	A	A	J	K	E
T	A	I	Z	D	L	T	B	E	D	G	R	L	Y	U
Z	Y	G	L	R	S	F	C	N	A	O	Q	C	M	T
G	P	I	U	M	R	R	O	O	Y	H	S	P	F	X
A	X	D	S	J	I	M	U	O	O	U	C	C	E	R
C	K	D	T	O	L	A	Z	H	J	X	Z	E	H	R
A	P	K	X	B	P	C	E	K	T	T	I	P	S	S

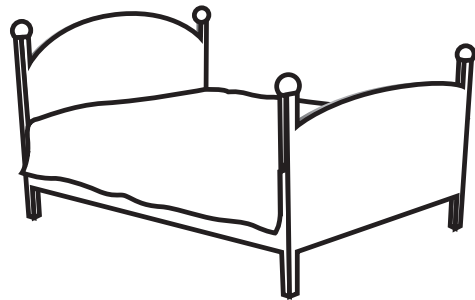


Unit 1

Lesson 2

Objects in the House


Write sentences about the pictures using **there is** y **there are**.




..... **bed**



..... **closets**




..... **towels**




..... **library**




..... **chairs**



..... **spoons**



..... **toys chest**


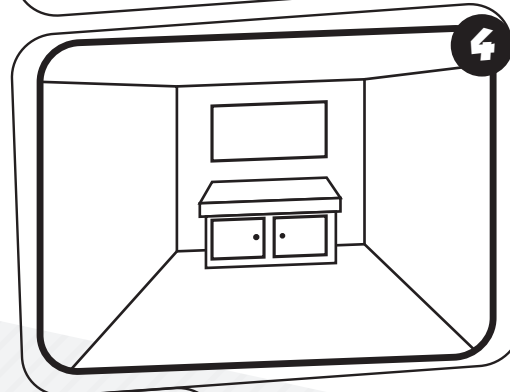
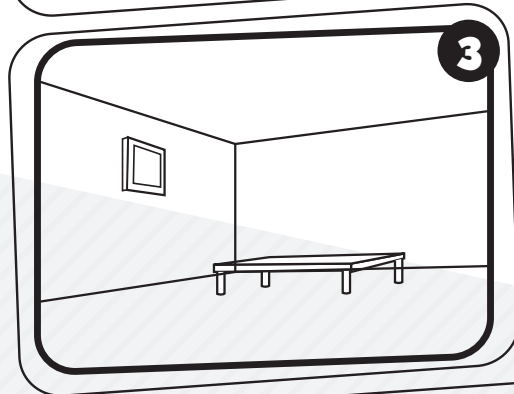
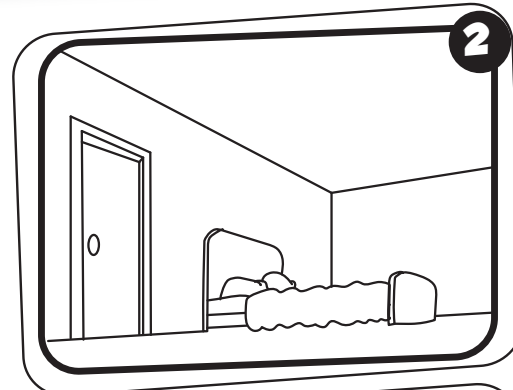



..... **stove**

Draw the Objects!



DRAW!



Complete the rooms of the house drawing the objects according to the sentences.
Use a dictionary for the words that you don't know.

- 1 In the bathroom:**
There is one wastebasket. There are three towels. There are four rolls of toilet paper. There is one shower.
- 2 In the bedroom:**
There are two rugs. There is one TV. There is one closet. There are two lamps.
- 3 In the living room:**
There is one TV. There are three sofas. There is one rug. There are two lamps.
- 4 In the dining room:**
There is one table. There are four chairs. There are three pictures. There are four spoons.
- 5 In the kitchen:**
There is one fridge. There are four forks. There are four knives. There are two sinks.



Unit 1

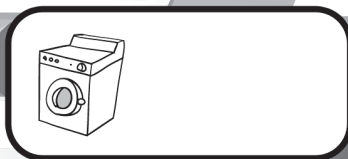
Lesson 3 MY Neighborhood

Label the places and help Flynn meet his mom tracing the path according to the instructions he reads in her note:

Flynn:

First, go to the grocery store, then to the bakery. After that, go to the butcher's shop, next to stationer's store and finally to the laundry. I'll wait for you there.

Love Mom



STATIONER'S STORE

LAUNDRY






BAKERY

BUTCHER'S SHOP

GROCERY STORE

Places

Label these places with the corresponding words and circle the ones you find in your neighborhood.



- 1. Toy store
- 2. Butcher
- 3. Hospital
- 4. Gas station
- 5. Playground
- 6. Grocery store
- 7. Mall
- 8. Pet store
- 9. Drugstore
- 10. Bank
- 11. Circus
- 12. Fire station



Unit 2

Lesson 1

People in Need

1.

RE-READ THE STORY ABOUT FLYNN AND MR. SMITH (SOLIDARITY - I CARE ABOUT YOU BOOK - UNIT 2) AND CIRCLE IF THE FOLLOWING SENTENCES ARE TRUE OR FALSE.

1. Flynn and her dad are waiting for the bus

T

F

2. Mr. Smith is blind

T

F

3. Mr. Smith can see

T

F

4. Flynn helps Mr. Smith cross the street

T

F

5. Eyes are important to us

T

F

2.

MR. SMITH IS BLIND AND HE NEEDS LOTS OF HELP. DRAW TWO WAYS YOU CAN HELP HIM.

I can help Mr. Smith

I can also help him


The Senses



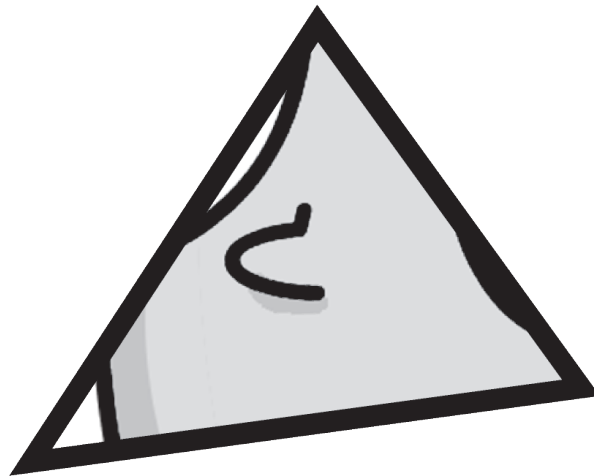
Write the name of
the five senses.




.....



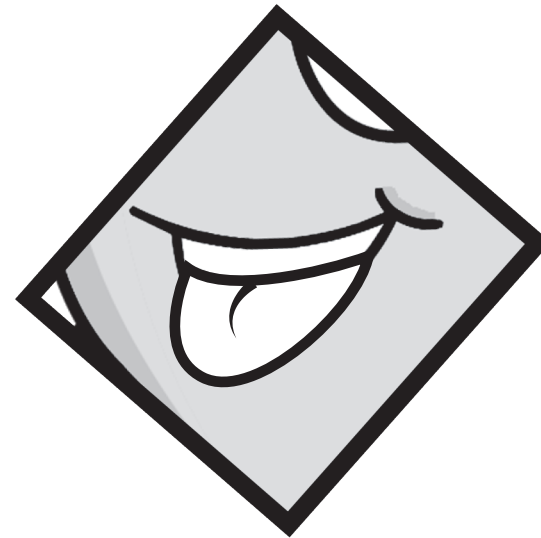
.....



.....



.....



.....

The Five Senses

Draw a line matching the **correct action**, drawing and **part of the body**.




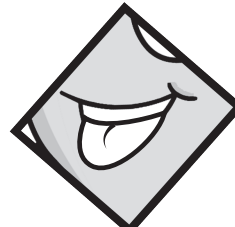

HEAR

SEE

SMELL

TASTE

TOUCH



EYE

NOSE

EAR

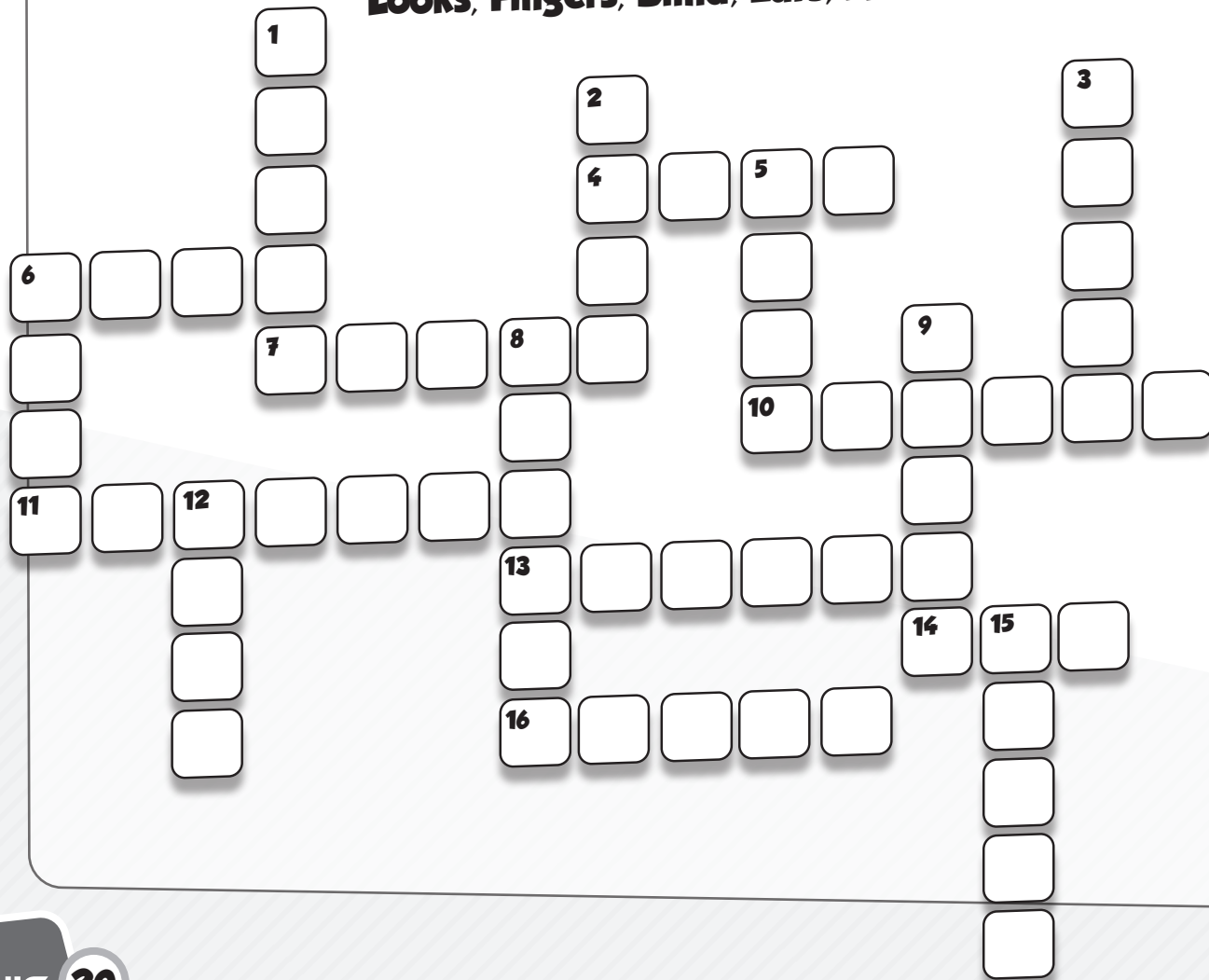
TONGUE

SKIN

The Five Senses

CROSSWORD

Look up the new words in the dictionary and complete the crossword:
Smell, Nose, Feel, Dark, Eyes, Deaf, Quiet, Tongue, Sounds, Looks, Fingers, Blind, Ears, Listen.



Across

4. You need these to see.
6. No light.
7. I _____ a flower.
10. That _____ like a siren.
11. You use these to touch things.
13. The organ you use to taste.
14. How many eyes do you have?
16. Loud sounds.

Down

1. That cloud _____ like a fish.
2. Another word for touch.
3. Not able to see.
5. What you hear with.
6. Not able to hear.
8. I _____ to music.
9. Not noisy.
12. The organ you use to smell.
15. I _____ TV.

PARTS of the Body

Circle and write the parts of the body.



SEARCH AND COMPLETE



S	B	I	X	C	A	P	A	R	M
H	V	Z	Z	U	H	I	P	G	P
O	K	I	W	N	X	I	V	E	F
U	R	W	O	T	Q	R	N	L	I
L	S	S	B	T	D	N	A	H	N
D	E	F	L	H	E	A	D	E	G
E	G	G	E	T	W	Z	G	N	E
R	O	I	Q	O	S	Z	O	S	R
F	C	V	I	O	C	Y	I	V	Z
E	T	D	Z	F	W	L	G	J	R

.....

.....

.....

.....

.....

.....



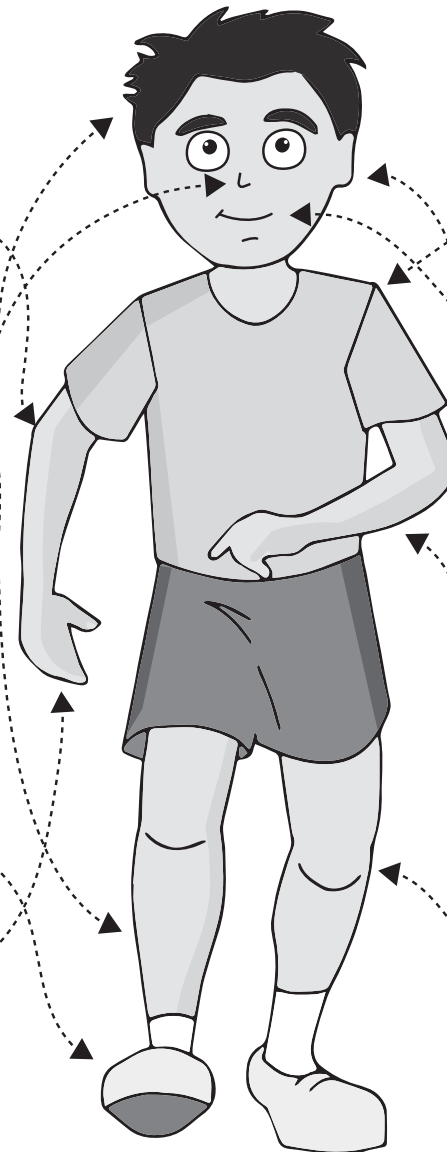
My Body

Put the words in the **correct order**



Hair	Elbow
Eye	Foot
Leg	Mouth
Hand	Shoulder
Arm	Ear
Nose	Knee

Blank boxes for labeling the left side of the body diagram.



Blank boxes for labeling the right side of the body diagram.



DRAW!

Unit 2

Lesson 2

Offering Help

**It is good to help
PREGNANT WOMEN...**

**It is good to help
HANDICAPPED PEOPLE...**

**It is good to help
LAME PEOPLE...**

Draw three actions you can do to help pregnant women,
Handicapped people and lame people.

MISSING NUMBERS

Write the missing number **in letters**.
Ex. Two, seven etc



1		3		5	6		8		10
11	12			15		17		19	20
21		23			26	27		29	30
31		33		35		37	38		40
41	42		44			47		49	50

