

# Manners

I Behave

BOOK

07

Activate English

**BIONIC**  
mind

► Inglés del futuro



# CREDITS

## Título de la obra completa

BIONIC Mind

ISBN: XXXXXXXXXXXXX

## Autores

Adriana del Pilar Martínez Barbosa

Adriana de los Ángeles Quintero Orjuela

## Título de la obra

Activate English 7 - BIONIC

ISBN: XXXXXXXXXXXXX

## Ilustraciones

Rodolfo Fernando León Sánchez

Linea Publicidad Ltda.

## Diseño Gráfico & Diagramación

Linea Publicidad Ltda.

## Editor

WorkShip

Carrera 14 N° 98-34

Teléfono: (1) 6049696

Bogotá D.C - Colombia

## Impresión

Nuevas Ediciones S.A

Carrera 26ª 5ª - 92

Bogotá, D.C - Colombia

## Lugar y fecha de edición

Bogotá D.C 2015

© 2015. Prohibida su reproducción total o parcial.  
Todos los derechos patrimoniales de la obra son reservados.

The logo for BIONIC mind features a stylized lightning bolt icon to the left of the word "BIONIC" in a bold, sans-serif font. Below "BIONIC" is the word "mind" in a smaller, lowercase, sans-serif font, followed by a registered trademark symbol (®).




es un programa de Inglés para niños. El programa ha sido creado y diseñado para aprender mediante la navegación a través de ideas y conceptos mentales de la cultura universal ingle-

sa de todos los tiempos. Es el método mas avanzado de enseñanza, el cual a través de escenarios vivenciales del pasado y del futuro y la aplicación de programación neurolingüística, diversifica el aprendizaje y la potencia el conocimiento con experiencias racionales sensoriales y emocionales en el idioma inglés, en un viaje a través del tiempo.

El programa se basa en una novedosa pedagogía ágil y agradable donde el niño adquiere al final de cada libro las competencias necesarias para expresarse adecuadamente en el idioma inglés, utilizando cuatro habilidades básicas en el aprendizaje de un idioma como son el escuchar, el hablar, el leer y el saber escribir. En este proceso el niño recibe conocimientos sobre temas culturales de gran interés como son el arte, la salud, el entretenimiento, los deportes, los hobbies, la cocina y el desarrollo personal entre muchos otros.

La ingeniería biónica comprende múltiples disciplinas, las cuales unidas, buscan integrar sistemas biológicos y electrónicos. Derivado de esto, la pedagogía de aprendizaje desarrollada por Mint Enjoy garantiza que el niño adquiera progresivamente, vocabulario, pronunciación y fluidez que le permitan interactuar en cualquier tipo de situación cotidiana que demanda la globalización de las comunicaciones en el idioma inglés, lengua dominante en el mundo de hoy y del futuro.

**Bienvenido a Bionic Mind, El Inglés del futuro.**



# INDEX



## **Unidad 1: I Behave in my Class**

Lesson 1: Being Polite ..... **6**

Lesson 2: Around the Classroom ..... **12**

## **Unidad 2: I Behave in the Nature**


Lesson 1: I Behave in the Nature ..... **16**

Lesson 2: Countable and Uncountable Nouns ..... **25**



Read and complete the poem about  
**GOOD MANNERS**  
and complete it using the following words:

Beautiful - Please - Thanks - Colours - Thank You



### Good Manners

\_\_\_\_\_ and \_\_\_\_\_  
Two Simple words  
They cost nothing  
Yet they mean a lot.

If you're asking \_\_\_\_\_  
If you are receiving \_\_\_\_\_.  
We should give \_\_\_\_\_ each day  
For all the blessings we receive.  
Give thanks for this \_\_\_\_\_ world  
Trees and flowers of all kinds  
\_\_\_\_\_ all blending together  
Accept these things with gratitude.

# Good Manners

Good morning dad.  
Thank you for  
helping me with my homework.  
Please let me know if I can do  
something for you today.




**COLOR**

**Color and decorate** the following example of good manners.



# Good Manners



**Draw in the ribbon**  
one action that you  
usually do that shows  
**good manners**  
**at school.**

# IMPORTANT RULES

Say and learn the following poem:



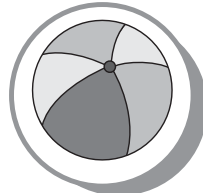
Here are some rules for you and me,  
See how important they can be.  
**Always be honest**, be kind and fair,  
**Always be good** and willing to share.  
These are rules we all should know,  
**We follow these rules  
wherever we go.**

# I can!

Complete the sentences about school rules using **can / can't / have to**.



You \_\_\_\_\_ drink in the classroom.



You \_\_\_\_\_ play at the break.



You \_\_\_\_\_ work.



You \_\_\_\_\_ listen to the teacher.



You \_\_\_\_\_ fight.



You \_\_\_\_\_ shout.



You \_\_\_\_\_ read books in the break.



You \_\_\_\_\_ eat in the classroom.



You \_\_\_\_\_ put up your hand to speak.



You \_\_\_\_\_ ask questions.



# Rules

Write rules about the pictures with one of the verbs in **Box A** and one of the words in **Box B**.



**A**

Watch

Make

Put Away

Wash

**B**

Your toys

Your bed

TV


Your teeth



---

---


---



---

---


---



---

---

---




---

---

---



LEARN!




Find the school supplies  
in the puzzle.

S	K	L	P	P	J	O	V	B	I	V	N	T	H	B
N	E	P	R	E	N	E	P	R	A	H	S	H	R	A
A	P	N	S	N	O	Y	A	R	C	H	E	Y	E	C
B	T	F	P	E	N	C	I	L	B	O	X	E	K	K
C	M	W	R	E	D	N	I	B	Z	F	C	S	R	P
E	U	S	S	I	T	W	F	V	L	Q	N	A	A	A
Y	T	A	R	D	C	K	X	C	L	X	M	R	M	C
B	H	I	G	H	L	I	G	H	T	E	R	E	V	K
Q	X	A	G	R	E	D	L	O	F	Y	O	Y	Y	R
P	O	O	C	A	L	C	U	L	A	T	O	R	U	E
V	E	A	X	B	O	O	K	S	M	B	W	D	F	S
J	B	S	Q	Y	E	Y	G	T	D	B	X	B	J	A
Z	N	E	U	L	G	S	M	O	F	Q	S	I	G	R
M	U	C	Y	S	R	O	S	S	I	C	S	T	G	E
D	Y	Y	T	W	O	Z	Z	K	N	K	H	H	V	I

 BACKPACK BINDER BOOKS CALCULATOR CRAYONS DRYERASE ERASER FOLDER GLUE HIGHLIGHTER MARKER PEN PENCILBOX SCISSORS SHARPENER TISSUE

# School BAG


Choose some items from the list, then draw and label them in your **school bag**.



- Book – Sharpener – Pen – Pencil – Ruler
- Eraser – Pencil box


# MANNERS IN THE CLASSROOM.

Complete the boxes with the corresponding instructions




- Sit Down
- Pay Attention
- Take Out Your Notebook
- Don't Chew Bubblegum
- Don't Copy From Your Classmates
- Raise Your Hand
- Write Down


Complete the classroom instructions **according to the picture.**

be \_\_\_\_\_




sit \_\_\_\_\_



stand \_\_\_\_\_



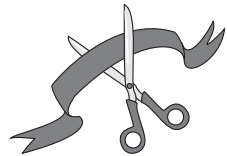
take out your...  
\_\_\_\_\_



touch your \_\_\_\_\_




write your... \_\_\_\_\_




\_\_\_\_\_



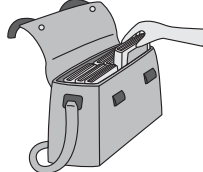
\_\_\_\_\_




\_\_\_\_\_ / take




\_\_\_\_\_ at the board




\_\_\_\_\_ out your book




\_\_\_\_\_ your book




\_\_\_\_\_



\_\_\_\_\_




\_\_\_\_\_ your book



\_\_\_\_\_



CIRCLE &  
COLOR

## Conservation Challenge

Are you up to the challenge? In the following picture, circle 5 examples of **reducing**, **reusing** or **recycling**, 5 examples of **SAVING WATER** and 5 examples of **WASTING WATER**. **One is circled for you**, find the other 14. **Then color it.**



# Water Puzzle

Help Dewey, the water drop, find his way to the tap! Color it!


The puzzle is a water cycle-themed maze. It begins with a cloud raining into a 'START' arrow that points to a circular maze. A path leads from this maze to a larger circular maze, which ends at a tap labeled 'END' with a cup below it. A cartoon water drop character, Dewey, is at the bottom left. A 'COMPLETE' badge with a boy's face is at the top right.

# Ways to

# Prevent Pollution



Number the pictures with the corresponding number.  
Use a dictionary if necessary.

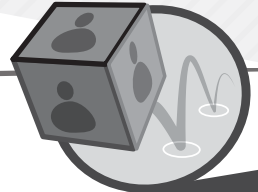


1. Throw trash in the proper places.
2. Reuse bags and containers.
3. Choose paper over plastic for your party.
4. Eat organic food.
5. Don't buy products in aerosol spray cans.
6. Reduce, reuse and recycle.
7. Use non-toxic cleaning materials.
8. Use energy saving lightbulbs.
9. Plant more trees and vegetation.
10. Keep the volumen of your T.V. and music low.
11. Avoid burning trash.
12. Don't smoke.
13. Buy biodegradable products.
14. Try using natural fertilizers and pesticides.



# Stop Pollution!

Use a token and a die to play on this board game about taking care of the environment.  
Remember snakes take you lower and ladders take you higher.



**PLAY!**


<p><b>35</b></p> <p><b>FINISH</b></p>	<p><b>26</b></p>	<p><b>25</b></p> <p>The river in your town is dirty. Go to number 21</p>	<p><b>16</b></p> <p>You don't recycle plastic. Go to number 10</p>	<p><b>15</b></p>	<p><b>6</b></p>	<p><b>5</b></p>
<p><b>34</b></p> <p>You open a window and the air conditioning is on. Go to number 25</p>	<p><b>27</b></p> <p>You don't turn off the lights of your room. Go to number 22.</p>	<p><b>24</b></p>	<p><b>17</b></p>	<p><b>14</b></p> <p>You read nature books. Throw the dice again</p>	<p><b>7</b></p>	<p><b>4</b></p> <p>You cut down a tree. Miss a turn</p>
<p><b>33</b></p>	<p><b>28</b></p>	<p><b>23</b></p>	<p><b>18</b></p> <p>You join a conservation group go to number 21</p>	<p><b>13</b></p>	<p><b>8</b></p> <p>You buy a drink and put it into the recycle bin. Go to number 12</p>	<p><b>3</b></p>
<p><b>32</b></p>	<p><b>29</b></p>	<p><b>22</b></p>	<p><b>19</b></p>	<p><b>12</b></p>	<p><b>9</b></p>	<p><b>2</b></p>
<p><b>31</b></p> <p>You use plastic bags to do your shopping. Go to number 26</p>	<p><b>30</b></p>	<p><b>21</b></p>	<p><b>20</b></p> <p>If you use both sides of paper go to number 22</p>	<p><b>11</b></p>	<p><b>10</b></p>	<p><b>1</b></p> <p><b>START</b></p>

# We should Recycle!



**COMPLETE!**

Complete the following exercises on recycling.




**WHAT ARE THE KIDS GOING TO RECYCLE?** Write the number in the left circle

1. Plastic bottles
2. Paper
3. Cardboard boxes
4. Cans
5. Glass bottles

**WHERE ARE THE KIDS GOING TO PUT THE THINGS?** Write the number of the bin next to the right things

- Paper
- Boxes
- Bottles
- Cans



**READ THE SENTENCES AND WRITE SHOULD OR SHOULDN'T**

1. We .....take care of the environment
2. We .....use plastic bags
3. We .....Throw rubbish on the street.
4. We .....Paper bags
5. We .....use recycled paper
6. We .....cut trees

**WRITE UNDER THE RIGHT COLUMN WHAT WE CAN OR CAN'T RECYCLE**

Plastic Bags - Plastic Bottles - Papers - Computer Parts - Chemical Liquids - Glass Bottles - Carboard Boxes - Food Waste - Milk And Juice Cartons - Aluminium Cans - Batteries

**CAN**

**CAN'T**

\_\_\_\_\_

\_\_\_\_\_

\_\_\_\_\_

\_\_\_\_\_

\_\_\_\_\_

\_\_\_\_\_

\_\_\_\_\_

\_\_\_\_\_

\_\_\_\_\_

\_\_\_\_\_

# Go "away"



When you throw  
trash "away"  
-it doesn't go "away"!

Your trash (solid waste) goes to a  
Garbage Dump, also known as  
landfill) where it is buried or burned.  
You can ask your parents where the  
landfill is located in your city.



# What are The 3rs?



**PRACTICE!**

Fill in the missing letters.



**Re** \_\_\_\_\_ **e**  
(use less stuff)



**Re** \_\_\_\_\_ **e**  
(use stuff again)




**Re** \_\_\_\_\_ **e**  
(make new stuff from old stuff)

# Name that Recycle Guy!

**RECYCLE GUYS** are made of something that can be recycled. Guess what each Recycle Guy is made of, and write it on the line below. Cross the words off in the **ANSWER BANK** as you use them. Write a specific example for each.




**PRACTICE!**




plastic bottles

EXAMPLE  
soda bottle

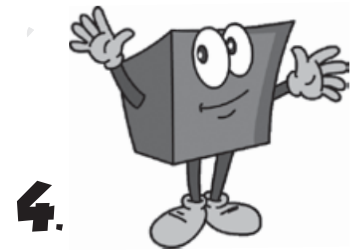
(or milk, ketchup, detergent, water)




EXAMPLE




EXAMPLE



EXAMPLE



EXAMPLE



EXAMPLE

## ANSWER BANK

Steel Cans



Plastic Bottles



Mixed paper\*



Aluminum Cans



Glass Bottles



Cardboard Boxes

\*Mixed paper includes many paper products, such as school papers, food boxes, and mail:



# Words in a Word



How many words can you find in:

# CONSERVATION

Conservation means to save or protect the environment.

nose


_____	_____	_____
_____	_____	_____
_____	_____	_____
_____	_____	_____
_____	_____	_____
_____	_____	_____
_____	_____	_____

**You can rearrange the letters** to make your words.  
The words can be two letters or more (the longer the words, the better!)



# Design a Billboard

Make up your own slogan about recycling, such as **"Recycle Today for a Better Tomorrow!"** or **"Recycle Trash Into Treasure!"**  
Your slogan should use words and pictures.  
You can include the recycle logo or the Recycle Guys.  
**Draw it on the billboard.**



# Trashy Matching Game!



Draw a line from the word to the correct definition  
Write the definition number in the Brain Teaser Box.

1. The building where trash is burned to make electricity (energy).



2. Make new stuff from old stuff (for example, melt down aluminum cans to make a new bicycle).



3. Trash or garbage



4. Use stuff again (for example, donate toys).



- A. Conservation
- B. Drop-off recycling
- C. Recycle
- D. Waste-to-energy
- E. Landfill
- F. Curbside recycling
- G. Reduce
- H. Solid waste
- I. Reuse




5. The place where trash is buried.



6. Save or protect the environment.



7. Take items to a drop-off center with large recycling bins.



8. Use less stuff (for example, buy juice in a large bottle instead of small drink boxes).



9. Put items in a recycling bin at the curb to be picked up.

## Brain Teaser Box

A = <b>6</b>	B =	C =
D =	E =	F =
G =	H =	I =

All the columns and rows in the Brain Teaser Box should add up to the same number.

What is that number? \_\_\_\_\_



## Unit 2


# Lesson 2

## Countable and Uncountable Nouns

Classify these words into the right column:  
**countable or uncountable.**



Books



Alien



Time



Lizard



Children



Luggage



Grapes



Food



Homework



Balloon



Rain



Gas



Homework



Paint



Sunshine



Flowers

### Countable

_____	_____
_____	_____
_____	_____
_____	_____

### Uncountable

_____	_____
_____	_____
_____	_____
_____	_____

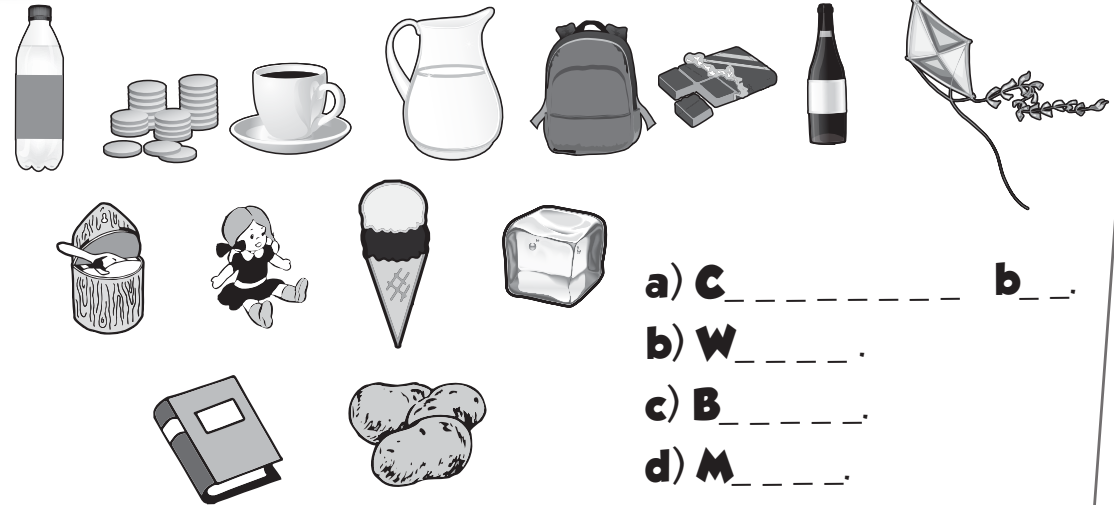
# Countable or

# Uncountable



COMPLETE

1. Find the name of the following images in the wordsearch, and decide whether they are countable or uncountable:



- a) C \_\_\_\_\_ b \_\_\_\_\_
- b) W \_\_\_\_\_
- c) B \_\_\_\_\_
- d) M \_\_\_\_\_
- e) I \_\_\_\_\_
- f) I - c \_\_\_\_\_
- g) K \_\_\_\_\_
- h) S \_\_\_\_\_
- i) P \_\_\_\_\_
- j) B \_\_\_\_\_
- l) D \_\_\_\_\_
- m) C \_\_\_\_\_
- n) B \_\_\_\_\_
- o) M \_\_\_\_\_

2. Once you've finished the wordsearch, you will be able to fill in the gaps with the suitable letters:

3. Now make sentences using these words in combination with **SOME** and **ANY**.

R W S U G A R I O P A R D F G  
 A J K L Z X C V B N M E A Q Z  
 B W M D E V M R B G T T H Y M  
 E U O I L O I O L G J A N D S  
 T E N A B Q L K X K F W E L F  
 A C E D K J K P O I R T P O Q  
 L J Y G F L G C O C O A V S K  
 O F P I O E R M T H N G N L K  
 C S D H B R U I A O T A T O P  
 O R E B N O S A I E D M N B X  
 H V T V Q A T X S W R D C E F  
 C R I E D R V T R B T C H T M  
 G J K O O B L O L M N B E C X  
 A A W E L T Y P O E L F K C A  
 B Q W E L W I C E D F J H G I



# Some - any - C/U

# Many - Much



COMPLETE

Complete the sentences with **SOME** or **ANY**

1. There's \_\_\_\_\_ **bread** on the table.
2. There aren't \_\_\_\_\_ **apples** in the bowl.
3. Is there \_\_\_\_\_ **milk** in the bottle?
4. There are \_\_\_\_\_ **rolls** for dinner.
5. There isn't \_\_\_\_\_ **jam** left.
6. There's \_\_\_\_\_ **fruit** on the basket.
7. Are there \_\_\_\_\_ **sausages**?
8. I haven't got \_\_\_\_\_ **butter**.
9. I've got \_\_\_\_\_ **cheese**.
10. There aren't \_\_\_\_\_ **eggs** for lunch.



Complete the sentences with **MANY** or **MUCH**.

1. How \_\_\_\_\_ **boys** are here?
2. How \_\_\_\_\_ **juice** do you need?
3. How \_\_\_\_\_ **homework** have you got?
4. How \_\_\_\_\_ **posters** has Peter got?
5. How \_\_\_\_\_ **butter** would you like?
6. How \_\_\_\_\_ **tomatoes** are there?
7. How \_\_\_\_\_ **photos** did you take?
8. How \_\_\_\_\_ **bacon** is there in the fridge?
9. How \_\_\_\_\_ **milk** is there in the bottle?
10. How \_\_\_\_\_ **eggs** do we need for this recipe?

Countable or uncountable? Write **C** / **U**.

- |                      |                         |
|----------------------|-------------------------|
| 1. Paper _____       | 6. Sandwich _____       |
| 2. Apple juice _____ | 7. Chocolate _____      |
| 3. Orange _____      | 8. Girl _____           |
| 4. Yoghurt _____     | 9. Cottage cheese _____ |
| 5. Table _____       | 10. Potato _____        |

# a/an some

Complete the sentences with  
**A / AN** or **SOME**



**PRACTICE!**

