

Friendship

I Want to play

BOOK

02

 **BIONIC**
mind®

►► Inglés del futuro

 **Mint**
Enjoy

Refresh your knowledge

CREDITS

Título de la obra completa

BIONIC Mind

ISBN: XXXXXXXXXXXXX

Autores

Adriana del Pilar Martínez Barbosa
Adriana de los Ángeles Quintero Orjuela

Título de la obra

Friendship I Want to Play - BIONIC

ISBN: XXXXXXXXXXXXX

Ilustraciones

Rodolfo Fernando León Sánchez
Linea Publicidad Ltda.

Diseño Gráfico & Diagramación

Linea Publicidad Ltda.

Editor

WorkShip

Carrera 14 N° 98-34

Teléfono: (1) 6049696

Bogotá D.C - Colombia

Impresión

Nuevas Ediciones S.A

Carrera 26ª 5ª - 92

Bogotá, D.C - Colombia

Lugar y fecha de edición

Bogotá D.C 2015

© 2015. Prohibida su reproducción total o parcial.

Todos los derechos patrimoniales de la obra son reservados.

The logo for BIONIC mind features a stylized lightning bolt icon to the left of the word "BIONIC" in a bold, sans-serif font. Below "BIONIC" is the word "mind" in a smaller, lowercase, sans-serif font, followed by a registered trademark symbol (®).



es un programa de Inglés para niños. El programa ha sido creado y diseñado para aprender mediante la navegación a través de ideas y conceptos mentales de la cultura universal ingle-

sa de todos los tiempos. Es el método mas avanzado de enseñanza, el cual a través de escenarios vivenciales del pasado y del futuro y la aplicación de programación neurolingüística, diversifica el aprendizaje y la potencia el conocimiento con experiencias racionales sensoriales y emocionales en el idioma inglés, en un viaje a través del tiempo.

El programa se basa en una novedosa pedagogía ágil y agradable donde el niño adquiere al final de cada libro las competencias necesarias para expresarse adecuadamente en el idioma inglés, utilizando cuatro habilidades básicas en el aprendizaje de un idioma como son el escuchar, el hablar, el leer y el saber escribir. En este proceso el niño recibe conocimientos sobre temas culturales de gran interés como son el arte, la salud, el entretenimiento, los deportes, los hobbies, la cocina y el desarrollo personal entre muchos otros.

La ingeniería biónica comprende múltiples disciplinas, las cuales unidas, buscan integrar sistemas biológicos y electrónicos. Derivado de esto, la pedagogía de aprendizaje desarrollada por Mint Enjoy garantiza que el niño adquiera progresivamente, vocabulario, pronunciación y fluidez que le permitan interactuar en cualquier tipo de situación cotidiana que demanda la globalización de las comunicaciones en el idioma inglés, lengua dominante en el mundo de hoy y del futuro.

Bienvenido a Bionic Mind, El Inglés del futuro.

ÍNDICE

Unidad 1: Me and My Friends

Lesson 1: Flynn's Friends

Lesson 2: Friend's Activities

Lesson 3: mmm... Yummy!

Unidad 2: Pets

Lesson 1: My Friend's Pets

Lesson 2: Counting

Lesson 3: Taking Care of my Friend



5

7

19

24

28

29

34

36

“ The only way to have a friend is to be one. ”

Ralph Waldo Emerson

UNIT 1:

Me and My Friends

Communication Objectives:

- To describe activities with friends.
- To talk about likes and dislikes in terms of food.
- To identify vowels: a, e, i, o, u.



BEFORE STARTING,

LET'S REVIEW



Do you remember these actions?
MATCH WITH THE CORRESPONDING WORD:

Point

Sing

Circle

Slam

Roll



Cut

Draw

Paste

Listen

Trace





Unit 1

Lesson 1

Flynn's Friends



LOOK WHO'S THERE!...
HIS...

FRIENDS!!



2



HI
AMY!

HELLO
ODIN!

HI
EATON!

HELLO
IRVIN!

HI
URI!



3

HELLO FLYNN!
HOW ARE YOU TODAY?
SAY HIS FRIENDS.



4

FINE THANK YOU!!
SAYS FLYNN.

LET'S
PLAY
TOGETHER!




END.

5

THESE ARE MY FRIENDS 😊




Use your **STICKER WORKSHEET 1 - FLYNN'S FRIENDS-** to match the pictures and the silhouettes.



THESE ARE YOUR FRIENDS 😊

DRAW YOUR FRIENDS IN THE CIRCLES. and ask your parents to write your friends' names.



Then **COLOR THE HEARTS!!!**... 

LOST NAMES

Help Flynn's friends **FIND THEIR NAMES.**



AMY

IRVIN

ODIN

EATON

URI




NAMES AND BALLOONS

Listen to **FLYNN'S FRIENDS** saying their names.



POINT AND REPEAT!!!



Vowels

LISTEN TO THE VOWELS. trace and color them.



LISTEN/TRACE/COLOR

a e i o u

a e i o u

a e i o u



SING!!!

a e i

o u

SING ALONG!

The vowels of the alphabet
I know them all by name, oh!

A-E-I-O-U

A-E-I-O-U

A-E-I-O-U

I know them all by name, oh!

MY NAME IS...

CIRCLE THE VOWELS in your name.



CIRCLE!!

Example



My name is

Amy

a e i o u

My name is

a e i o u



LISTEN POINT
AND SING!!!

Unit 1

Lesson 2

Friend's Activities




Friends
PLAY, PLAY, PLAY.



Friends
JUMP, JUMP, JUMP.



Friends
TALK, TALK, TALK.



Friends
SING, SING, SING.

ACTION SLAM!!

SLAM on the **ACTION** you hear!



SING



TALK



JUMP




PLAY

ACTIVITIES WITH MY FRIENDS

DRAW THE ACTIVITY YOU DO WITH YOUR FRIENDS and decorate the frame.

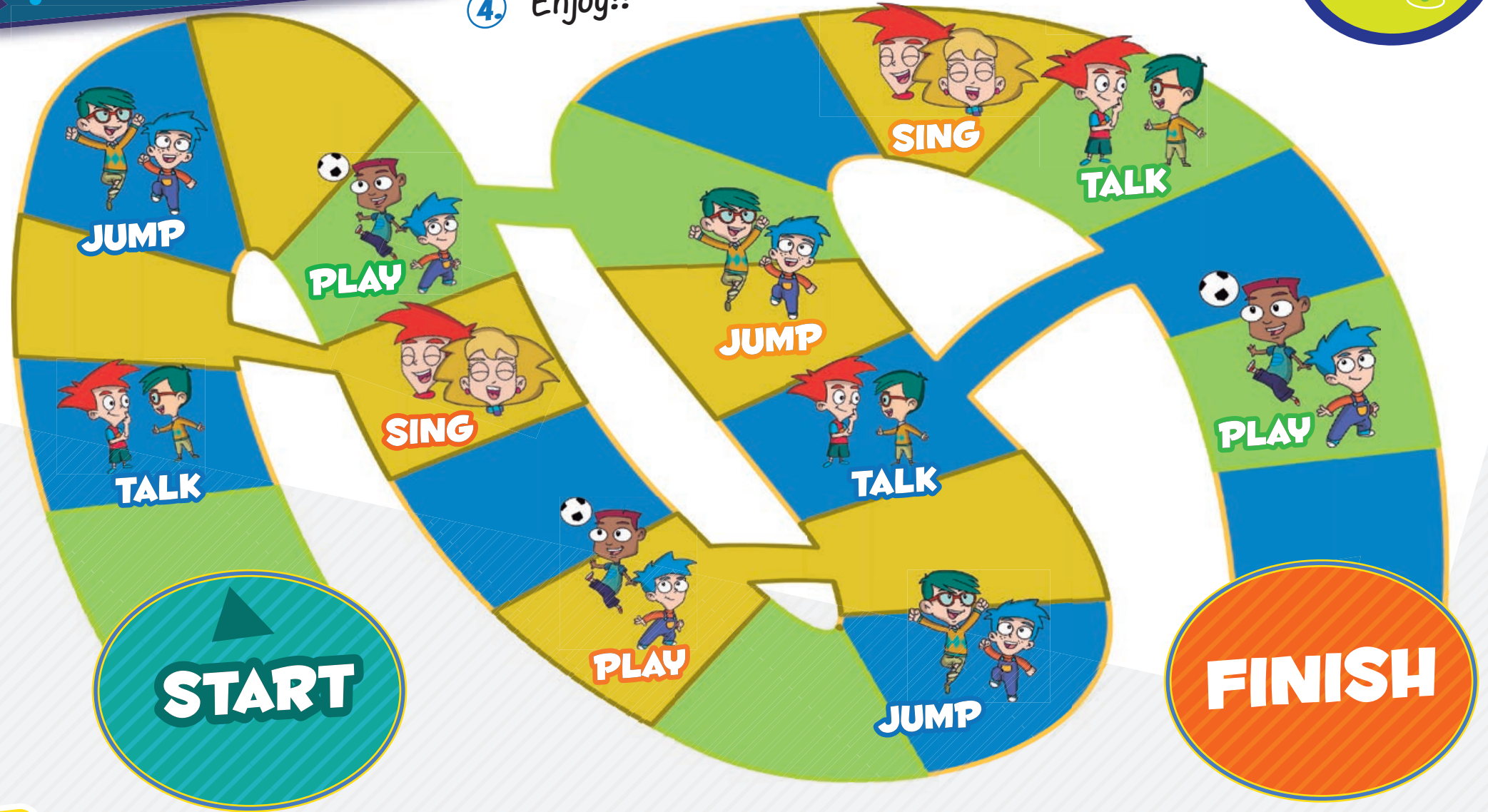


DRAW & COLOR



THEY ARE FRIENDS

1. PLACE **TOKEN** on the start.
2. ROLL a die.
3. MIME THE ACTION you land on.
4. Enjoy!!



**TRUE FRIENDS
ARE FOREVER**


Draw your friends



Lesson 3 *mmm... Yummy!*




Flynn and his friends are opening their **LUNCH BOX**.
Let's see what they have!!



"I LIKE APPLES!" says Flynn.
"I don't like apples" says Eaton...

"I LIKE COOKIES!" Says Amy.
"Well, I don't like cookies", says Odin...



"I LIKE BANANAS!" says Eaton.
"Oh, I don't like bananas", says Irvin...




LUNCH BOX

"I LIKE YOGURT!" says Odin.
"Oh, I don't like yogurt", says Uri...



"I LIKE SANDWICHES!" says Irvin.
"Really? I don't like sandwiches", says Amy ...



"I LIKE JELLO!" says Uri.
"Really?, I don't like jello" says Flynn.



FOOD I LIKE!

Follow the example to complete the chart with a **TICK (✓)** if the children like the food, a **CROSS (✗)** if they don't like it or a **QUESTION MARK (?)** if you don't know.

						
FLYNN		✗				
AMY						
EATON				✓		
IRVIN						
ODIN						
URI						?

I LIKE IT!!!

Use your **STICKERS WORKSHEET 2** to complete the sentences.



A 2x3 grid of blue speech bubbles on a light yellow background. Each bubble contains the text "I like" followed by a dashed outline for a sticker. The characters are positioned to the left of their respective bubbles:

- Top-left: Red-haired boy, heart-shaped dashed outline.
- Top-middle: Blonde girl, cloud-shaped dashed outline.
- Top-right: Blue-haired boy, cloud-shaped dashed outline.
- Bottom-left: Dark-haired boy, star-shaped dashed outline.
- Bottom-middle: Brown-skinned boy, oval-shaped dashed outline.
- Bottom-right: Green-haired boy with red glasses, cloud-shaped dashed outline.



MY LUNCH BOX!

I like:

WHAT ABOUT YOU?
Paste cut-outs from magazines with **THE FOOD YOU LIKE** inside this lunch box!

UNIT 2:

Communication Objectives:

- To name some pets: Dogs, cats, fish, birds, turtles, guinea pigs.
- To talk about pet care.
- To identify numbers from 1-10.
- To name parts of the body: hands, arms, legs, feet and paws.
- To name colors: orange, brown, black and white.
- To talk about possession: To have.

PETS

THIS IS **MY DOG** PEPPER,
HE IS **MY FRIEND** TOO.



“ Animals are such agreeable friends
- they ask no questions, they pass no criticisms. ”

George Eliot



MATCH

Unit 2

Lesson 1 My Friend's Pets

Trace the path
to **FIND**
THEIR PETS.



CAT



FISH



**GUINEA
PIG**




BIRD



TURTLE



DOG





LOST PETS!


Help Flynn's friends
**FIND
THEIR PETS.**



CIRCLE!!

COLOR THE ANIMALS

Match Flynn's friends' pets with their colors.
THEN COLOR AND TRACE.



BROWN



ORANGE



GREEN



WHITE



YELLOW



BLACK

CIRCLE THE FISH

Repeat the names
of the colors:

Orange

Black


Brown

Green

Yellow

White

Now, **CIRCLE THE FISH**
with the color
you hear.



CIRCLE!!

MY PET IS A:



MY PET IS A DOG
DO YOU HAVE A PET?

DRAW!!



MY PET IS A



Unit 2

Lesson 2 COUNTING



SING ALONG!

ONE little, TWO little,
THREE little dogs,
FOUR little, FIVE little,
SIX little cats,
SEVEN little, EIGHT little,
NINE little birds,
TEN little guinea pigs.



ONE 2 THREE...



**LISTEN
POINT, AND REPEAT!!!**

DOGS



CATS



GUINEA PIGS



BIRDS





READ AND LISTEN!



I LOVE MY DOG!
I TAKE CARE OF HIM!
LOOK AND LISTEN!



I **FEED** my dog!



I **PUT** water in his bowl!



I **WASH** my dog!



I **PLAY** with my dog!



You are **MY FRIEND!!!**

ACTION SLAM!!

Slam on the **ACTIONS YOU HEAR**



SLAM!!



WHAT AM I?

Discover the animal and **DRAW IT.**



FEED me.
I **LIKE** my water.
I am orange...
WHAT AM I?

FEED me.
WASH me.
PLAY with me.
I am black...
WHAT AM I?



LET'S REVIEW VOWELS



Remember Flynn's friends **AND COLOR THE TRAIN!!!**



LET'S REVIEW ACTIONS



Use your **STICKER WORKSHEET 4** to remember the activities friends do together.

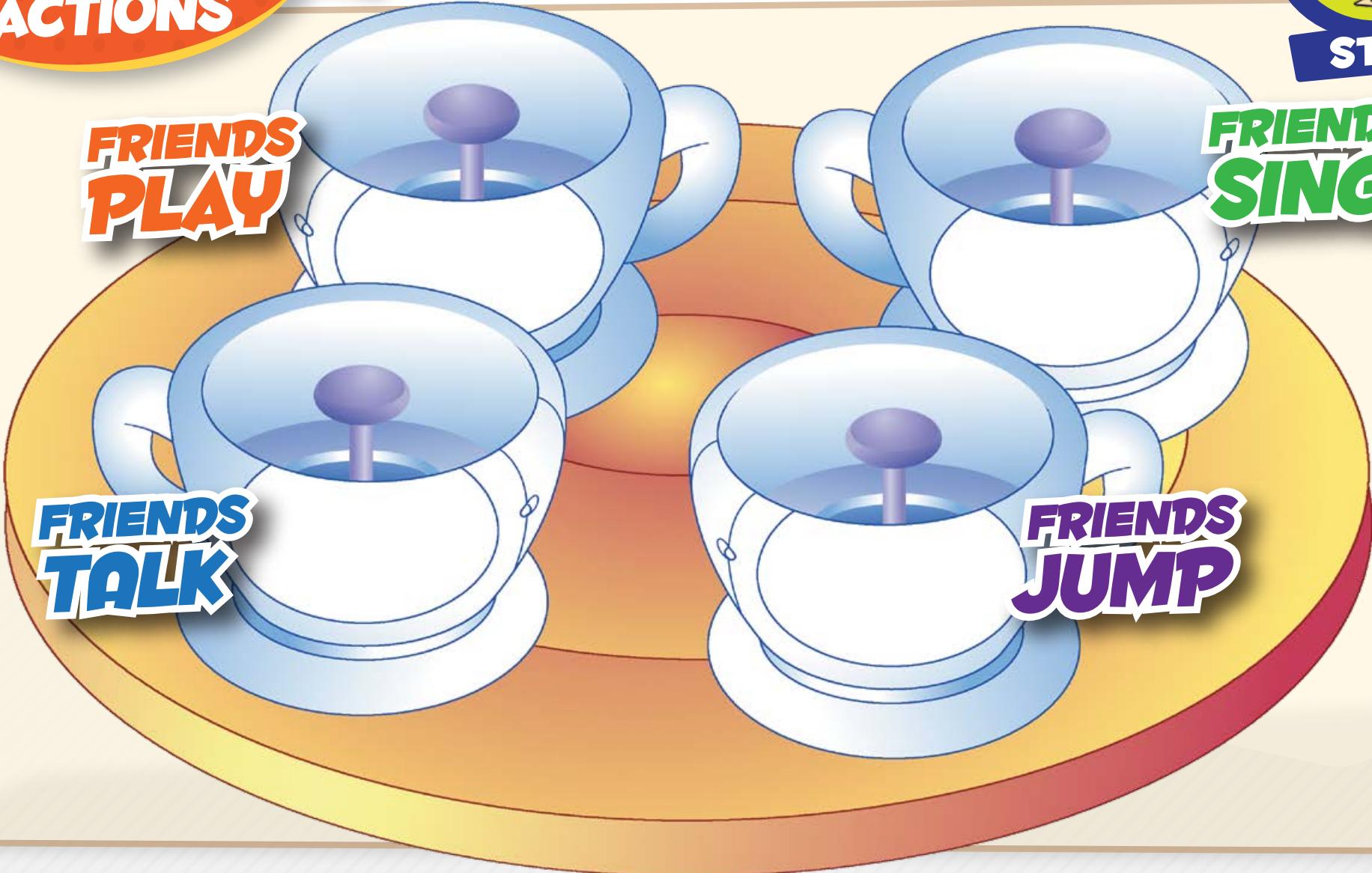


FRIENDS PLAY

FRIENDS SING

FRIENDS TALK

FRIENDS JUMP



LET'S REVIEW FOOD



Circle the **FOOD** YOU LIKE...

A Ferris wheel with six food items. Each item is in a colored compartment with an illustration and a label. The items are: Apple (red apples), Yogurt (a cup of yogurt), Jello (red jello), Sandwich (a hamburger), Cookie (cookies), and Banana (bananas). The wheel is set against a background of a notebook page.



CIRCLE!!

LET'S REVIEW PETS



COLOR THE ANIMALS
ACCORDING TO
THESE CLUES:

1. The **DOG** is **BROWN**
2. The **BIRD** is **YELLOW**
3. The **FISH** is **ORANGE**
4. The **TURTLE** is **GREEN**
5. The **GUINEA PIG** is **WHITE**
6. The **CAT** is **PURPLE**



**LET'S
REVIEW
COUNTING**



DRAW



DRAW THE DOGS that are missing in **EACH WAGON**.

REMEMBER!!

MY PET IS MY FRIEND TOO.

Taking care of your pet means:

1. **FEED** him



2. **WASH** him



3. **PUT** water
in his bowl



4. **PLAY** with him



READ

