

Respect

I Admire You

BOOK

03

BIONIC
mind®

►► Inglés del futuro

Mint®

Refresh your knowledge

CREDITS

Título de la obra completa

BIONIC Mind

ISBN: XXXXXXXXXXXXX

Autores

Adriana del Pilar Martínez Barbosa
Adriana de los Ángeles Quintero Orjuela

Título de la obra

Respect I Admire You - BIONIC

ISBN: XXXXXXXXXXXXX

Ilustraciones

Rodolfo Fernando León Sánchez
Linea Publicidad Ltda.

Diseño Gráfico & Diagramación

Linea Publicidad Ltda.

Editor

WorkShip

Carrera 14 N° 98-34

Teléfono: (1) 6049696

Bogotá D.C - Colombia

Impresión

Nuevas Ediciones S.A

Carrera 26ª 5ª - 92

Bogotá, D.C - Colombia

Lugar y fecha de edición

Bogotá D.C 2015

© 2015. Prohibida su reproducción total o parcial.

Todos los derechos patrimoniales de la obra son reservados.

The logo for BIONIC mind features a stylized lightning bolt icon to the left of the word "BIONIC" in a bold, sans-serif font. Below "BIONIC" is the word "mind" in a smaller, lowercase, sans-serif font, followed by a registered trademark symbol (®).



es un programa de Inglés para niños. El programa ha sido creado y diseñado para aprender mediante la navegación a través de ideas y conceptos mentales de la cultura universal inglesa de todos los tiempos. Es el método mas avanzado de enseñanza, el cual a través de escenarios vivenciales del pasado y del futuro y la aplicación de programación neurolingüística, diversifica el aprendizaje y la potencia el conocimiento con experiencias racionales sensoriales y emocionales en el idioma inglés, en un viaje a través del tiempo.

El programa se basa en una novedosa pedagogía ágil y agradable donde el niño adquiere al final de cada libro las competencias necesarias para expresarse adecuadamente en el idioma inglés, utilizando cuatro habilidades básicas en el aprendizaje de un idioma como son el escuchar, el hablar, el leer y el saber escribir. En este proceso el niño recibe conocimientos sobre temas culturales de gran interés como son el arte, la salud, el entretenimiento, los deportes, los hobbies, la cocina y el desarrollo personal entre muchos otros.

La ingeniería biónica comprende múltiples disciplinas, las cuales unidas, buscan integrar sistemas biológicos y electrónicos. Derivado de esto, la pedagogía de aprendizaje desarrollada por Mint Enjoy garantiza que el niño adquiera progresivamente, vocabulario, pronunciación y fluidez que le permitan interactuar en cualquier tipo de situación cotidiana que demanda la globalización de las comunicaciones en el idioma inglés, lengua dominante en el mundo de hoy y del futuro.

Bienvenido a Bionic Mind, El Inglés del futuro.

ÍNDICE



Unidad 1: My Relatives

5

Lesson 1: Visiting My Family

7

Lesson 2: How Old are you?

19

Lesson 3: Parts of the House

23

Unidad 2: Jobs

25

Lesson 1: Jobs

26

Lesson 2: The ABC's

30

Lesson 3: My Jacket is Gray

32

UNIT 1:

Communication Objectives:

- To identify relatives.
- To talk about age.
- To get familiar with polite social expressions:
Thank you, please, greetings.
- To name parts of the house.

My Relatives



“ We were taught to respect everyone, especially those who were older and wiser than we were from whom we could learn. ”

BeNeca Ward

LET'S REVIEW



DO YOU REMEMBER
MY FAMILY AND MY FRIENDS?
COLOR THE WORD
THAT CORRESPONDS TO THE PICTURE

BEFORE STARTING,
Let's Review



a) Brother b) Dad
c) Mom



a) Sister b) Dad
c) Mom



a) Mom b) Brother
c) Dad



a) Dad b) Sister
c) Brother



a) Uri b) Amy
c) Irvin



a) Odin b) Eaton
c) Uri



a) Eaton b) Uri
c) Odin





Unit 1

Lesson 1

Visiting My Family

HELLO **FLYNN!**

HELLO **GRANDMOTHER,**
HELLO **GRANDFATHER!!**

I'M HAPPY
TO SEE YOU!

LOOK

HIS AUNT, UNCLE
and his cousin
ARE HERE, TOO

HELLO FLYNN,
Good to see you!!

HI **COUSIN,**
HI **UNCLE,**
HI **AUNT!**

HELLO
Flynn!

2

**FLYNN'S
GRANDMOTHER
SAYS**

**LUNCH IS READY.
COME TO THE TABLE**



3



YEAH, AND THE
SPAGHETTI
IS YUMMY!

THIS **SOUP**
IS **DELICIOUS!**

4

THANK YOU **DEARS** IT HAS THE
SECRET INGREDIENT...




WHAT IS IT?.

LOVE!!

OH, MOM,
YOU ARE SO SPECIAL

5



WHAT DO YOU SAY TO YOUR
GRANDMOTHER, DEARS?

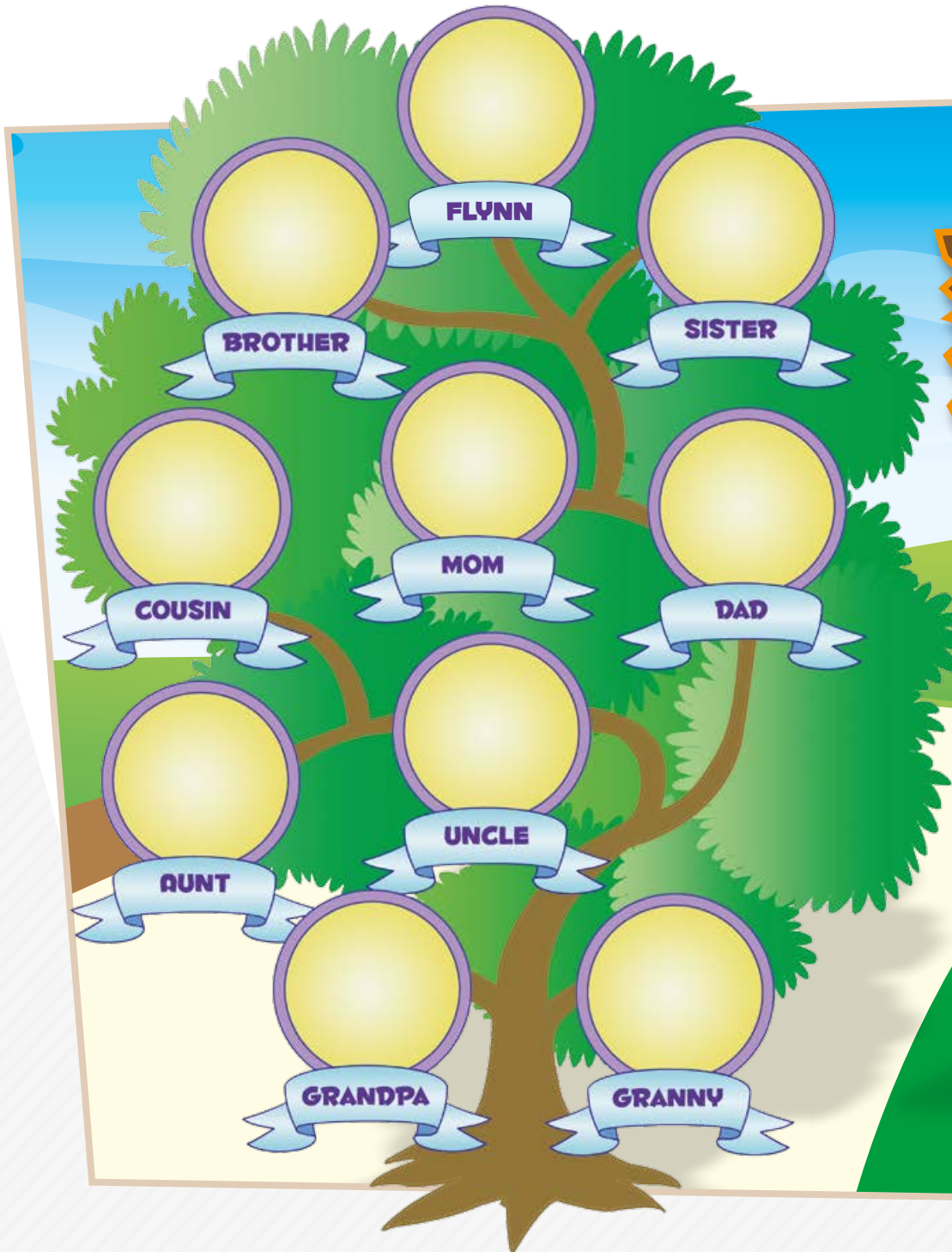
THANK YOU
GRANDMOTHER

**MY
PLEASURE!**

6



FAMILY TREE



Use the
STICKER WORKSHEET 1
- FAMILY TREE -
to complete the members of the family

FLYNN'S FAMILY

Listen and circle the word you hear



1.



2.



3.



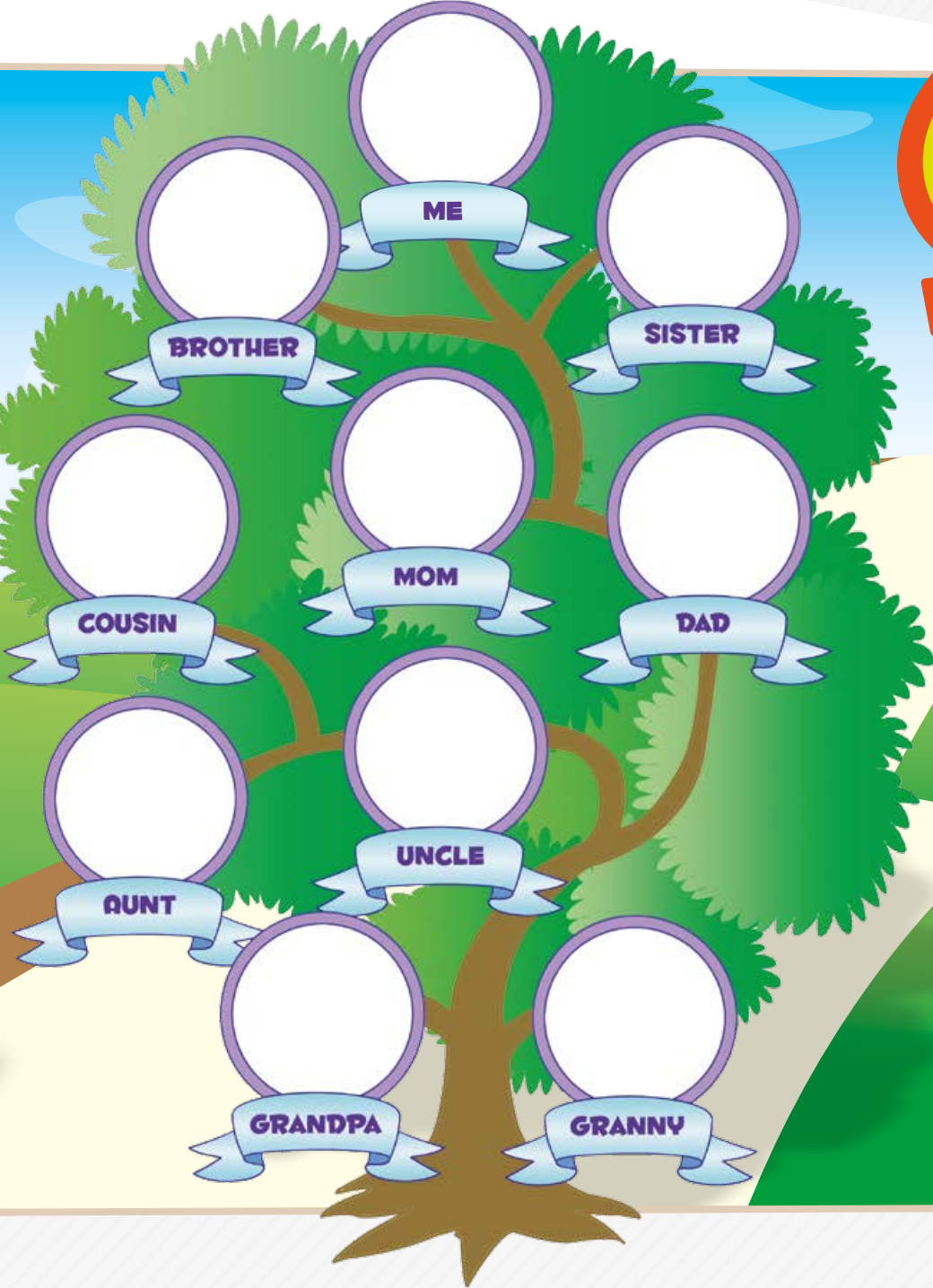
4.





5.



MY FAMILY



Look for photos of your family and paste them in the correct frame:



SING ALONG!

GRANDPARENT SONG

GRANDMA AND GRANDPA.

Grandma and Grandpa,

YOU MAKE ME HAPPY.

You make me laugh.

You like to hug me.

I KNOW YOU LOVE ME.

And I will always love you too.



ARE YOU HAPPY
HERE FLYNN?

YES, GRANNY,
I LOVE YOU!

I KNOW YOU LOVE ME
BECAUSE YOU ARE
RESPECTFUL

RESPECTFUL?

YES, YOU SAY
HELLO, THANK YOU
AND **PLEASE** THOSE
ARE THE **MAGIC WORDS**
THAT RESPECTFUL
PEOPLE USE

OH, YES,
MY PARENTS
USE THE MAGIC WORDS
ALL THE TIME!!

IT'S COOL TO USE
THE MAGIC WORDS!!!

**RESPECT
AND LOVE
GO TOGETHER**



MAGIC WORDS



Match the
magic words



MATCH

PLE



LLO



THANK



ASE



HE



YOU





READ
AND LISTEN

Unit 1

Lesson 2


How Old are you?



SING ALONG!



Sing along with Flynn and his cousin.
They are saying their age...



HOW OLD ARE YOU?

How old are you?

ONE, TWO, THREE, FOUR, FIVE

I'm five years old

HOW OLD ARE YOU?

How old are you?

ONE, TWO, THREE

I'm three years old.

How old are You?

mother

TRACE
AND DRAW

How old are **FLYNN** and his **COUSIN**? How old are you?

I'M

FIVE



I'M

THREE



TRACE THE QUESTION

mother

TRACE

HOW OLD ARE YOU?

HOW OLD ARE YOU?

HOW OLD ARE YOU?

HOW OLD ARE YOU?



Complete and Draw


Complete the sentences with your information and draw yourself.



● WHATS YOUR NAME?

MY NAME IS _____
I AM _____ YEARS OLD

I LOOK LIKE THIS!





**LISTEN
AND POINT**

Unit 1

Lesson 3

Parts of the House

Where in the **House** are
Flynn's Relatives?



PARTS OF THE HOUSE



Use your
STICKERS WORKSHEET 2
- PARTS OF THE HOUSE -
to label the rooms in this house.
Then **COLOR IT.**



More **People-**
- to **Respect!**

UNIT 2:

Communication Objectives:

- To identify jobs: Teacher, doctor, security guard, bus driver, police officer.
- To identify he and she.
- To say a person's job: He / She is a(n) _____.
- To say the English alphabet.
- To name colors: pink, purple, grey.
- To name numbers from 11- 20.

Jobs



“ I grew up to always respect authority and respect those
in charge. ”

Charles de Gaulle

BIONIC
mind®

Lesson 1 Jobs



These people are
authority figures



She is a
TEACHER



He is a
DOCTOR



He is a
**SECURITY
GUARD**



She is a
POLICE OFFICER



He is a
BUS DRIVER



TRACE SHE OR HE

mother

TRACE



SHE



HE



SHE



HE

MALE OR FEMALE

Use your **STICKERS WORKSHEET 3**
- HE OR SHE? - to complete this chart.



SHE

HE



Lesson 2 The ABC's



LISTEN
AND POINT

Listen to Flynn's **TEACHER** saying the **ABC'S**. Point as you hear.

a b c d e f g h i
j k l m n o p q r
s t u v w x y z




A B C COLOR AND HEAR.



LISTEN AND WRITE

Fill in the **missing letters** and **circle the letters** you hear



A			N			
B		L		P		
C		K				
				R		
E				S		Y
	G	H		T		X
						W

Lesson 3 My Jacket is Gray



READ about what they **WEAR...**

The illustration shows four characters and their clothing items with labels:


- Character 1 (Boy with red hair):** Wears a gray jacket, black pants, and black boots. Labels: JACKET, PANTS, BOOTS.
- Character 2 (Woman in uniform):** Wears a blue cap, a dark blue jacket, green pants, and black boots. Labels: PANTS, BOOTS.
- Character 3 (Man with glasses):** Wears a white shirt, brown pants, and brown shoes. Labels: SHIRT, PANTS, SHOES.
- Character 4 (Woman with red hair):** Wears a pink dress and high-heeled shoes. Labels: DRESS, SHOES.

TRACE THE WORDS

mother


TRACE

SHIRT



PANTS

DRESS



JACKET

SHOES



BOOTS




DRAWING CLOTHES


Complete the **CLOTHES** and **COLOR** them according to the instruction:



The shirt is
PINK



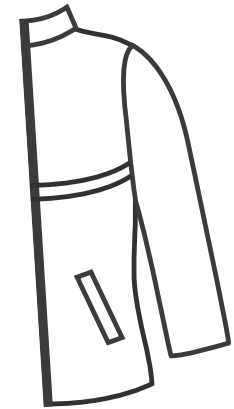
The pants are
BLACK




The dress is
YELLOW





The jacket is
GREEN



The boots are
BROWN




The shoes are
GRAY



MY CLOTHES


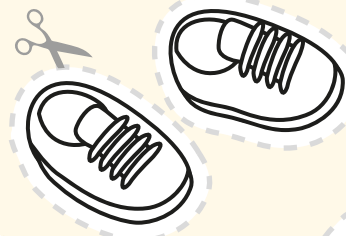



Use your
STICKERS
WORKSHEET 4
- CLOTHES -
to get the children
dressed.



COLOR THE CLOTHES

COLOR the clothes
and **CUT THEM**
out to paste them
on **YOUR PUPPET.**



LISTEN
AND TRACE

LISTEN to the chant and TRACE...

1 AND 1 MAKE 11

ELEVEN

1 AND 2 MAKE 12

TWELVE

1 AND 3 MAKE 13

THIRTEEN

1 AND 4 MAKE 14

FOURTEEN

1 AND 5 MAKE 15

FIFTEEN

1 AND 6 MAKE 16

SIXTEEN

1 AND 7 MAKE 17

SEVENTEEN

1 AND 8 MAKE 18

EIGHTEEN

1 AND 9 MAKE 19

NINETEEN

2 AND 0 MAKE 20

TWENTY



MISSING LETTERS



TRACE AND COLOR

Trace the **MISSING LETTERS** and **COLOR** the **STARS**.

11 ELEVEN 11

12 TWELVE 12

13 THIRTEEN 13

14 FOURTEEN 14

15 FIFTEEN 15

16 SIXTEEN 16


17 SEVENTEEN 17

18 EIGHTEEN 18

19 NINETEEN 19


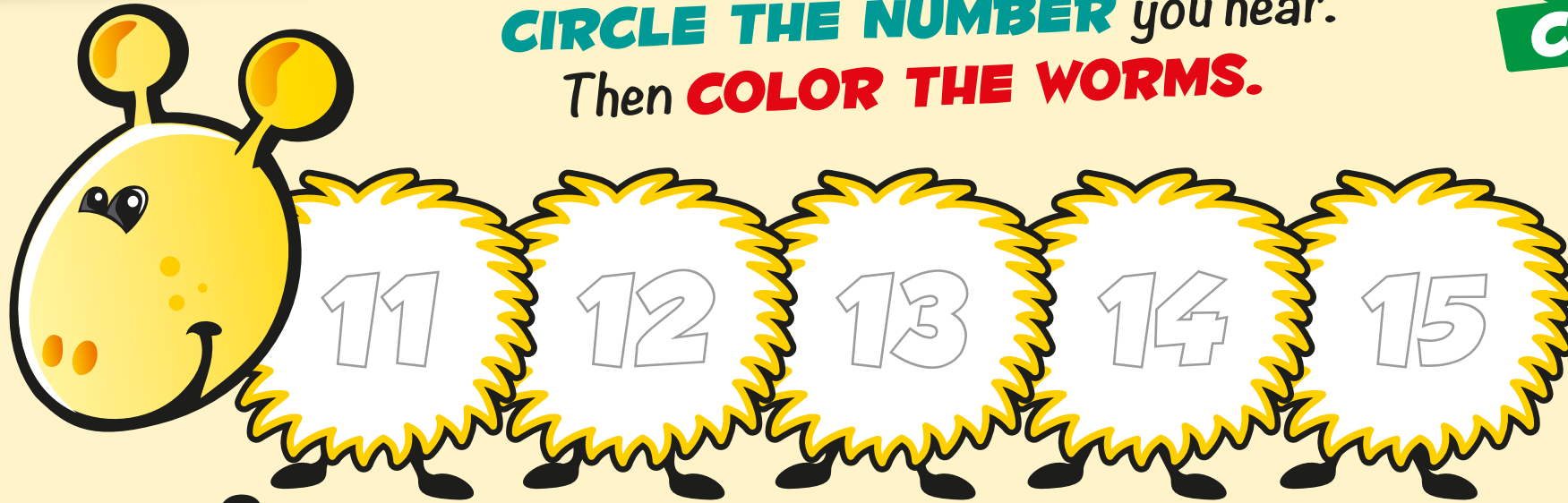
20 TWENTY 20

CIRCLE AND COLOR



CIRCLE



CIRCLE THE NUMBER you hear.
Then **COLOR THE WORMS.**



LET'S REVIEW



Flynn and his grandad are **IN THE CIRCUS...**
READ AND COLOR!




REACH THE CARDS

WOW! Look at the **ELEPHANT** trying to reach the **CARDS**.
Can you read what they say? **COLOR** the elephant!



RESPECT



Hello

Please

Respect

Thank You


TRACE THE SENTENCE

mother

AGE

These monkeys are amazing! **HOW OLD ARE THEY?**
Trace the sentence and **DECORATE THE SCENE.**

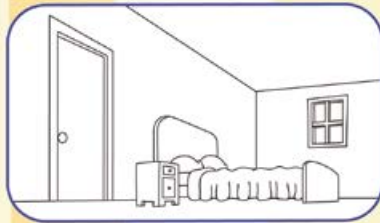

HOW OLD ARE YOU?



THE CIRCUS

WOW! LOOK
what is inside
THIS CIRCUS

Trace the words and color
the parts of the house!



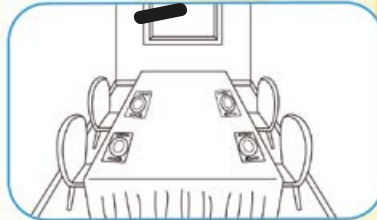
BEDROOM



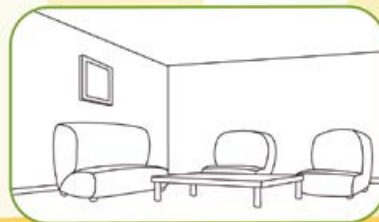
KITCHEN



BATHROOM



DINING ROOM



LIVING ROOM

mother


PARTS OF
THE HOUSE

THEY ARE...

These people do well on the horse.
Who are they? Use your

STICKERS WORKSHEET 5

- JOBS - to label their jobs.



MISSING LETTERS

Look at this Big circus....
Circle the letters
of the alphabet
hidden in the picture





COLOR THE CLOWNS



CLOTHES

These **CLOWNS** ARE SO FUNNY!
COLOR their **CLOTHES** according
to the instructions:



The jacket is **BLACK**


The shirt is **BLUE**

The boots are **GRAY**

The pants are **BROWN**

The dress is **PINK**

The shoes are **RED**



POINT TO THE

NUMBERS



NUMBERS



What about this **CLOWN**?
LISTEN AND POINT
to the numbers...

