

Honesty

I am Honest

BOOK

06

BIONIC
mind®

▶ Inglés del futuro

Mint®

Refresh your knowledge

CREDITS

Título de la obra completa

BIONIC Mind

ISBN: XXXXXXXXXXXXX

Autores

Adriana del Pilar Martínez Barbosa
Adriana de los Ángeles Quintero Orjuela

Título de la obra

I am Honest - BIONIC

ISBN: XXXXXXXXXXXXX

Ilustraciones

Rodolfo Fernando León Sánchez
Linea Publicidad Ltda.

Diseño Gráfico & Diagramación

Linea Publicidad Ltda.

Editor

WorkShip

Carrera 14 N° 98-34

Teléfono: (1) 6049696

Bogotá D.C - Colombia

Impresión

Nuevas Ediciones S.A

Carrera 26ª 5ª - 92

Bogotá, D.C - Colombia

Lugar y fecha de edición

Bogotá D.C 2015

© 2015. Prohibida su reproducción total o parcial.

Todos los derechos patrimoniales de la obra son reservados.

The logo for BIONIC mind features a stylized lightning bolt icon to the left of the word "BIONIC" in a bold, sans-serif font. Below "BIONIC" is the word "mind" in a smaller, lowercase, sans-serif font, followed by a registered trademark symbol (®).




es un programa de Inglés para niños. El programa ha sido creado y diseñado para aprender mediante la navegación a través de ideas y conceptos mentales de la cultura universal inglesa de todos los tiempos. Es el método mas avanzado de enseñanza, el cual a través de escenarios vivenciales del pasado y del futuro y la aplicación de programación neurolingüística, diversifica el aprendizaje y la potencia el conocimiento con experiencias racionales sensoriales y emocionales en el idioma inglés, en un viaje a través del tiempo.

El programa se basa en una novedosa pedagogía ágil y agradable donde el niño adquiere al final de cada libro las competencias necesarias para expresarse adecuadamente en el idioma inglés, utilizando cuatro habilidades básicas en el aprendizaje de un idioma como son el escuchar, el hablar, el leer y el saber escribir. En este proceso el niño recibe conocimientos sobre temas culturales de gran interés como son el arte, la salud, el entretenimiento, los deportes, los hobbies, la cocina y el desarrollo personal entre muchos otros.

La ingeniería biónica comprende múltiples disciplinas, las cuales unidas, buscan integrar sistemas biológicos y electrónicos. Derivado de esto, la pedagogía de aprendizaje desarrollada por Mint Enjoy garantiza que el niño adquiera progresivamente, vocabulario, pronunciación y fluidez que le permitan interactuar en cualquier tipo de situación cotidiana que demanda la globalización de las comunicaciones en el idioma inglés, lengua dominante en el mundo de hoy y del futuro.

Bienvenido a Bionic Mind, El Inglés del futuro.

INDEX

Unidad 1: Telling the Truth	 5
Lesson 1: Talking About the Past	6
Lesson 2: Honesty in Social Networks and Video Games	19
Unidad 2: Honesty is a Winner's Attitude	23
Lesson 1: Fair Play	24
Lesson 2: It's a Sunny Day Let's go Swimming	30

“ A lie puts a crack in your heart. ”

Edgar J. Mohn

UNIT 1:

Telling the Truth

Honesty means saying or doing what is true.
The opposite of honesty is dishonesty.

Communication Objectives:

- To talk about the past.
- To recognize verbs in past tense: Regular and irregular.



**HONESTY IS THE
RIGHT CHOICE!!!**



“ One lie spoils a thousand truths. ”

Aricia Beckman Proverb

Unit 1

Lesson 1

Talking About the Past



LISTEN TO FLYNN telling you about what happened to Fred, one of his classmates, **YESTERDAY.**



Yesterday, **FRED** went to a grocery store because his mother told him to **BUY SOME BANANAS.**

IN THE SHOP

THE SHOP OWNER accidentally dropped **A CHOCOLATE BAR** from his counter when he gave the change to Fred.
FRED PUT IT IN HIS BAG AND WENT HOME.




2

AT HOME

HE GAVE THE BANANAS TO HIS MOTHER.
HIS MOTHER ALSO NOTICED
THE CHOCOLATE BAR HE BROUGHT.
SHE WAS SURPRISED AND ASKED **FRED**

HOW DID YOU GET
THIS CHOCOLATE BAR?

3



FRED NEVER LIED

ABOUT ANYTHING. SO HE TOLD
HIS MOTHER THE TRUTH:
THE SHOP OWNER DROPPED IT WHEN HE GAVE ME
THE CHANGE AND I TOOK IT WITH ME.

4

AFTER LISTENING TO FRED'S WORDS

HIS MOTHER TOLD HIM

IF YOU ARE TAKING SOMETHING
FROM ANOTHER PERSON
AND HE DOESN'T NOTICE IT,
THEN IT IS CALLED STEALING.

STEALING FROM OTHERS IS WRONG.

THANKS FOR TELLING ME THE TRUTH.
LET'S GO AND WE WILL GIVE IT BACK
TO THE SHOP OWNER.

5





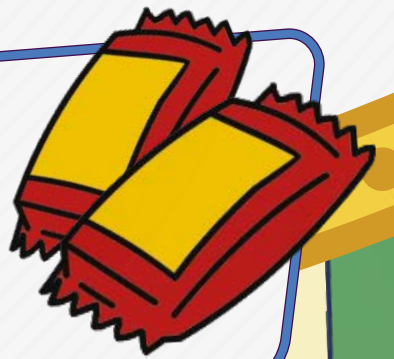
FRED WAS QUICK TO UNDERSTAND HIS MOTHER'S WORDS.

HE LEARNED THAT STEALING THINGS FROM OTHERS **IS NOT A GOOD THING TO DO.** SO HE AND HIS MOTHER TOOK THE CHOCOLATE BAR AND WENT TO THE SHOP TO RETURN IT.

6

THE SHOP OWNER

WAS VERY HAPPY ABOUT **HIS HONESTY**. HE SENT FRED BACK HOME BY GIVING HIM SOME **CHOCOLATE BARS** AS GIFTS.



7

LET'S REVIEW



T

TRUE OR

F

FALSE



Re-read the story and circle if the following statements are **TRUE** or **FALSE**

1

Fred bought some vegetables

T

F

2

Fred paid for the bananas

T

F

3

Fred paid for the chocolate bar

T

F

4

At home, Fred gave the bananas to his mother

T

F

5

Fred's mom was surprised when she saw the chocolate bar

T

F

6

Fred's mom talked to Fred about honesty

T

F

7

Fred was honest

T

F

8

Fred returned the chocolate bar

T

F

9

The shop owner was happy about Fred's honesty

T

F

10

Fred got some chocolate bars for his honesty

T

F



TELLING THE TRUTH



SING ALONG!

Honesty

I WILL TELL THE TRUTH,
I WILL TELL THE TRUTH,
SAYING WHAT IS RIGHT AND TRUE,
I WILL TELL THE TRUTH.



PRESENT

PAST

Fred's story happened **YESTERDAY**.
Let's see some of the verbs in the story:



SENTENCE

PRESENT

PAST

He **went** to a candy shop.
He **gave** the bananas to his mother.
The shop owner **dropped** the chocolate bar.
His mother **noticed** the chocolate bar.

Go
Give
Drop
Notice

Went
Gave
Dropped
Noticed



AS FRED'S STORY

WAS YESTERDAY,
WE HAVE TO CHANGE THE VERBS
INTO SIMPLE PAST, LOOK:

SIMPLE PAST

REGULAR VERBS

IRREGULAR VERBS

Verb + ed:

noticed | **learned**
asked | **lied**

WENT | **TOLD**
BOUGHT | **TOOK**

REGULAR & IRREGULAR VERBS

Use your dictionary and find the past tense of the following list of **REGULAR** and **IRREGULAR** verbs.



PULL

LISTEN

WAIT

ASK

LOOK

LAUGH

SHOW

SPELL

SEE

EAT

SPELLED

WAITED

PULLED

LOOKED

ATE

SHOWED

SAW

LISTENED

LAUGHED

ASKED

SAY

NEED

TELL

PLAY

TAKE

WORK

GET

MAKE

POINT

FIND

PLAYED

WORKED

GOT

FOUND

MADE

POINTED

SAID

TOOK

TOLD

NEEDED



PAST TENSE

1

Fill in the blanks with the past simple of the verbs in brackets:

- A When I _____ (be) in Japan I _____ (find) everything very different.
- B Two years ago my parents _____ (buy) a new car.
- C Last summer Peter _____ (spend) his holidays in a summer camp with his friends.
- D They _____ (go) swimming, they _____ (play) football and golf they _____ (visit) many interesting places.
- E My sister _____ (get) a good job in a bank.
- F Susan and her cousins _____ (come) to Portugal ten years ago.

2

COMPLETE THE SENTENCES WITH THE PAST SIMPLE (AFFIRMATIVE / NEGATIVE / INTERROGATIVE) OF THE VERBS IN BRACKETS:

- A My sister and her husband _____ (come) from Greece.
- B I _____ (not like) the U2 concert.
- C My cousin _____ (phone) from France yesterday evening.
- D On Monday Johann _____ (go) to school on foot. (they / leave) _____ the country last Saturday? (you / like) _____ the film?
- E They _____ (not finish) the homework yesterday. (she / go) _____ to the cinema with her parents last night?
- F No, she didn't. She _____ (stay) at home. She _____ (get) a cold.
- G We _____ (go) to Spain by car.
- H I _____ (have) a wonderful holiday with my family last July.
- I (you / travel) _____ to Madrid by car or by plane?
- J Many years ago it _____ (be) very difficult to live without electricity.
- Q Last year they _____ (buy) a house at the seaside. I _____ (meet) him the day before yesterday.



READ
AND WRITE

IRREGULAR VERBS

WORDSEARCH

Find the **10** IRREGULAR VERBS
write them in the chart.




G F G D J G Y N N A E R C N E E D E D F
W M M R X H U U R A P Q D E E D Q V B E
J T O L D C D Y T L I F E G Y E S G D
P L A Y E D O U F F B K D V G G E
D O U F F B K D V G G E M I T T E W N M
G F T R J G A N O A E L C F H N S V C E
I F G K R N B B C N O L G Y F G W K J H
E O Q W A W O W F G E E B G A K A Y R S
X U F N C M A D E D O D P U I J S G J K
L N C V G H J N E V A V G H D G G V A O
Y D T Z V Q J D G J A F E D R L O E A O
W G M L A U G H E D U K I V K H I T O T

- 1 Played > **Played**
- 2 Got
- 3 Found
- 4 Made
- 5 Said
- 6 Took
- 7 Told
- 8 Needed
- 9 Spelled
- 10 Looked
- 11 Ate
- 12 Saw
- 13 Laughed



Flynn is reading the profile of a girl

on the internet and wants to send her a message to become friends, but he is not sure because his mother says it can be dangerous. Help him find out if it is safe to start chatting with this person.



WRITE T FOR TRUE OR F FOR FALSE IN FRONT OF THE FOLLOWING SENTENCES AND REWRITE THEM ACCORDING TO WHAT YOU SEE IN THE PICTURES:

Example: The person who is talking to Flynn is 8 years old. F
 The person who is talking to Flynn is not 8 years old.

- ① The person who is talking to Flynn is a girl. _____

- ② Flynn is in the living room. _____
- ③ The person who is talking to Flynn is at school. _____

- ④ Flynn is in 2nd grade. _____
- ⑤ The person who is talking to Flynn is in 2nd grade. _____

- ⑥ The person who is talking to Flynn is HONEST. _____

Do you think it is safe for Flynn to chat with this person? YES NO



PLAYING



READ AND CIRCLE

FLYNN IS TEACHING HIS NEW FRIEND PAUL, HOW TO PLAY HIS FAVORITE VIDEO GAME. THEY MET ON FACEBOOK AND HAVE BECOME GREAT FRIENDS. **READ THE STORY** AND FIND WHAT IS **HONEST** WHEN PLAYING A **VIDEO GAME**.

THANKS FLYNN FOR INVITING ME TO PLAY WITH YOU

IT IS FUN TO PLAY VIDEO GAMES WITH FRIENDS

PAUL, DO YOU HAVE ANY QUESTION?

NOT YET FLYNN, THANK YOU FOR YOUR HELP. LET'S GET STARTED

LET ME SHOW YOU HOW... THE IDEA IS TO FISH THE LETTERS TO FORM AN ENGLISH WORD. YOU USE THE BUTTON TO GET STARTED AND THE JOYSTICK TO GET THEM

IT SOUNDS EASY

YOU MUST BE CAREFUL WITH THE SHARK BECAUSE IF YOU DON'T GET LETTERS QUICKLY, IT CAN KILL YOU

OK, I WILL BE CAREFUL

According to the reading, how was Flynn honest when playing a video game? Circle the idea.

- 1 Flynn was honest inviting his friend to play.
- 2 Flynn was honest telling his friend how to play the game.
- 3 Flynn was honest winning fair points.

VIDEO GAMES



Flynn and Paul are really into **VIDEO GAMES**.
They are doing a research for school.

READ what they found and help them to put
the words in the **CORRESPONDING PLACE**:



- MOUSE • ELECTRONIC GAME • VIRTUAL PLAYER • JOYSTICK •
- VIDEO GAME CONSOLES • SOUND REPRODUCTION •

A video game is an _____ that involves human interaction with a _____. The electronic systems used to play video games are known as platforms; examples of these are **personal computers** and _____. The **input device** used to manipulate video games is called a **game controller**, and varies across platforms. For example, a controller might consist of only a button and a _____, while another may feature a dozen buttons and one or more joysticks. Many modern computer games allow or require the player to use a keyboard and a _____ simultaneously. A few of the most common game controllers are **gamepads**, mice, keyboards, and joysticks.

Video games typically use additional means of providing interactivity and information to the player. Audio is almost universal, using _____ devices, such as **speakers** and **headphones**. Other feedback may come via vibration sometimes used to simulate force feedback.



SING ALONG!



"Honesty is such a lonely word.

When playing with your friends,

Be honest too

Get the points fairly

Get the instructions clear

And help your friends to understand them well

That is being honest

And you all can enjoy the game"




UNIT 2:

Communication Objectives:

- To name sports.
- To talk about sports using do, play and go.
- To describe weather.
- To name the months of the year

Honesty is a Winner's Attitude



“Honest hearts produce honest actions.”

Brigham Young

Unit 2

Lesson 1 Fair Play



FLYNN AND HIS FRIENDS
ARE DOING LAPS IN A COMPETITION. **READ.**



Circle the value(s)
you find in the story:

Friendship
Diversity

Respect
Honesty

Love
Tolerance

Acceptance
Solidarity



SPORTS



The most important thing in sports is to be honest, that is called **FAIR PLAY!** Let's see other sports. Use your **DICTIONARY** to match the pictures with the corresponding **WORD** and listen to the pronunciation.

1 2 3 4 5 6 7 8 9 10 11 12 13 14 15 16 17 18 19 20 21 22

- Badminton
- Baseball
- Basketball
- Bowling
- Boxing
- Cycling / Byke Riding
- Fencing
- Fishing
- Golf
- Horseback Riding
- Ice Hockey
- Jogging
- Karate
- Martial Arts
- Rugby
- Skiing
- Soccer / Football
- Swimming
- Table Tennis / Ping Pong
- Tennis
- Volleyball
- Weight Lifting
- Wrestling




SPORTS

UNSCRAMBLE the words and write them on the **CORRESPONDING LINE.**



1



IFGHNIS

2



BCEOSARI

3



OFGL

4



GNICLYC

5



CSHTLTIEA

6



YBGUR

✓
✓
✓

LET'S REVIEW

We use three verbs when we talk about sports:
GO, PLAY, AND DO.



Look at the rules and the examples:

- 1 We use **go** with activities that end in **-ing**.
- 2 We use **play** with ball games.
- 3 We use **do** with many other sports.

GO

I go **Swimming**
on Sundays

You go **Running**
in the morning

PLAY

They play **Tennis**

We play **Football**

DO

I do **Yoga**
in my bedroom

You do **Karate**
everyday



SPORTS



WRITE THE FOLLOWING WORDS
IN THE **RIGHT COLUMN:**

Football

Horse Riding

Karate

Swimming

Basketball

Golf

Tennis

Cycling

Gymnastics

Skiing

Yoga

Aerobics

Running

Volleyball

Skating

Snooker

Athletics

Climbing

Judo

Table Tennis

Lined writing area with a purple arrow pointing left containing the word **GO**.

Lined writing area with an orange arrow pointing right containing the word **PLAY**.

Lined writing area with a blue arrow pointing left containing the word **DO**.



SPORTS

Use your **STICKERS WORKSHEET 1**
- **SPORTS** - to complete the following sentences:



I PLAY

WE GO

THEY GO

YOU DO


THEY PLAY

I DO



SING ALONG!

Weather is **hot**,
Weather is **cold**,
Weather is changing
As the weeks unfold.



It is **raining**,
It is **snowing**,
It is **windy**
With breezes **blowing**.



Skies are **cloudy**,
Skies are **fair**,
Skies are changing
In the air.




Days are **foggy**,
Days are **clear**,
Weather is changing
Throughout the year!

Vocabulary



Match the **PICTURES** and **VOCABULARY** related to weather.



Cloudy

Summer

Hot

Windy

Rainy

Foggy

Freezing

Sunny

Spring

Cold

Winter

Fair


Snowy

UNSCRAMBLE


Choose the correct **SPELLING** of these weather words.



- | | | | |
|---|-----------------|-----------------|-----------------|
| 1 | A Hut | B Hott | C Hot |
| 2 | A Windie | B Windy | C Winedy |
| 3 | A Snowy | B Snowie | C Sonwie |
| 4 | A Coold | B Cool | C Cold |
| 5 | A Sonny | B Sunny | C Sunnie |
| 6 | A Rainy | B Rayni | C Rainie |



Unscramble and write the words about the weather





- | | | | |
|-------|----------------|-------|-----------------|
| _____ | 1 ARIF | _____ | 4 LHICYL |
| _____ | 2 YOGGF | _____ | 5 YDUOLC |
| _____ | 3 NIWYD | _____ | 6 OHT |

What is the weather LIKE TODAY?



Cut and paste what the
WEATHER is like a **TODAY**.





The Seasons

Read the description of the seasons and stick the corresponding drawings.
Use the **STICKERS WORKSHEET 2 - WEATHER** -



COMPLETE

MONTHS

December
January
February

March
April
May

June
July
August

September
October
November

SEASONS

It Is Snowy
And Freezing.

It Is Warm
And Clear.

It Is Hot
And Sunny.


It Is Cold
And Windy.

1

2

3

4





LET'S REVIEW

Write the **VERBS IN PAST** tense in the corresponding **HOUSE**.



Verbs in Present

Give	Take
Notice	Pay
Be	Buy
Burn	Return
Make	Talk
Rule	Live
Go	Begin

Regular Verbs

Irregular Verbs

LET'S REVIEW



Find **only** the **Regular Verbs** that are hidden in the picture and put them with a line inside the little **red riding hood's basket**.





LET'S REVIEW

These **DWARFS** practice sports. Use **DO**, **PLAY** and **GO** to write **ABOUT THEM**.



1



THEY

2



THEY

3



THEY

LET'S REVIEW



Use the following **words** to complete the **sentences** about each season:

- | | |
|--|---|
| <input checked="" type="checkbox"/> Cold | <input checked="" type="checkbox"/> Hot |
| <input checked="" type="checkbox"/> Clear | <input checked="" type="checkbox"/> Sunny |
| <input checked="" type="checkbox"/> Warm | <input checked="" type="checkbox"/> Snowy |
| <input checked="" type="checkbox"/> Windy | <input checked="" type="checkbox"/> Freezing |



1 It's _____



2 It's _____



3 It's _____



4 It's _____





LET'S REVIEW

Look at Flynn's family and friends! They all have the name of a month of the year, but they are not in the correct order!!! Cut them out and paste them in order next to Flynn on the scenery.



CUT AND PASTE



December



November



May



June



April



August



October



September



February



January



July



March

Months of the Year



