

# Manners

## I Behave

BOOK

07

**BIONIC**  
mind®

► Inglés del futuro

Mint

Refresh your knowledge

# CREDITS

## Título de la obra completa

BIONIC Mind

ISBN: XXXXXXXXXXXXX

## Autores

Adriana del Pilar Martínez Barbosa  
Adriana de los Ángeles Quintero Orjuela

## Título de la obra

Manners I Behave - BIONIC

ISBN: XXXXXXXXXXXXX

## Ilustraciones

Rodolfo Fernando León Sánchez  
Linea Publicidad Ltda.

## Diseño Gráfico & Diagramación

Linea Publicidad Ltda.

## Editor

WorkShip

Carrera 14 N° 98-34

Teléfono: (1) 6049696

Bogotá D.C - Colombia

## Impresión

Nuevas Ediciones S.A

Carrera 26ª 5ª - 92

Bogotá, D.C - Colombia

## Lugar y fecha de edición

Bogotá D.C 2015

© 2015. Prohibida su reproducción total o parcial.

Todos los derechos patrimoniales de la obra son reservados.

The logo for BIONIC mind features a stylized lightning bolt icon to the left of the word "BIONIC" in a bold, sans-serif font. Below "BIONIC" is the word "mind" in a smaller, lowercase, sans-serif font, followed by a registered trademark symbol (®).




es un programa de Inglés para niños. El programa ha sido creado y diseñado para aprender mediante la navegación a través de ideas y conceptos mentales de la cultura universal inglesa de todos los tiempos. Es el método mas avanzado de enseñanza, el cual a través de escenarios vivenciales del pasado y del futuro y la aplicación de programación neurolingüística, diversifica el aprendizaje y la potencia el conocimiento con experiencias racionales sensoriales y emocionales en el idioma inglés, en un viaje a través del tiempo.

El programa se basa en una novedosa pedagogía ágil y agradable donde el niño adquiere al final de cada libro las competencias necesarias para expresarse adecuadamente en el idioma inglés, utilizando cuatro habilidades básicas en el aprendizaje de un idioma como son el escuchar, el hablar, el leer y el saber escribir. En este proceso el niño recibe conocimientos sobre temas culturales de gran interés como son el arte, la salud, el entretenimiento, los deportes, los hobbies, la cocina y el desarrollo personal entre muchos otros.

La ingeniería biónica comprende múltiples disciplinas, las cuales unidas, buscan integrar sistemas biológicos y electrónicos. Derivado de esto, la pedagogía de aprendizaje desarrollada por Mint Enjoy garantiza que el niño adquiera progresivamente, vocabulario, pronunciación y fluidez que le permitan interactuar en cualquier tipo de situación cotidiana que demanda la globalización de las comunicaciones en el idioma inglés, lengua dominante en el mundo de hoy y del futuro.

**Bienvenido a Bionic Mind, El Inglés del futuro.**

# INDEX

<b>Unidad 1: I Behave in my Class</b>	 <b>5</b>
Lesson 1: Being Polite	<b>6</b>
Lesson 2: Around the Classroom	<b>13</b>
<b>Unidad 2: I Behave in the Nature</b>	<b>18</b>
Lesson 1: Taking Care in our Environment is Being Polite	<b>19</b>
Lesson 2: Countable and Uncountable Nouns	<b>28</b>


# UNIT 1:

# I Behave in my Class

## Communication Objectives:

- To name school objects.
- To use and understand classroom language.
- To ask polite requests with may, should, can y have to.

CAN I BORROW YOUR ERASER  
**PLEASE?**



“ Good **manners** will open doors that the best education cannot. ”

Clarence Thomas

# Lesson 1 Being Polite



Use your Stickers  
**Worksheet 1 - VERBS -**  
to stick the images  
that correspond to the words:

Tie

Push

Say

Carry

Talk

Sit  
down

Pass

# SILLY LILLY'S STORY

Circle the word that better completes these sentences about the story. **USE YOUR DICTIONARY** to look up the words you don't know:



**CIRCLE!!**

1. Lilly **forgets** / **remembers** her manners at the door.
2. Lilly asks her mom to pass the **fruit** / **cheese**.
3. Her daddy **puts on** / **ties** Lilly's shoes.
4. Lilly **pushes** / **touches** her brother's knee.
5. Lilly's mom said: "It's time for you to stop acting like a **clown** / **princess**".
6. "People who care use **good** / **bad** manners" said Lilly's mom.
7. "I'm **sorry** / **happy** " Lilly said.
8. "I'll be the most polite **girl** / **boy** you know" said Lilly.

**Remember!**

it is important to show your manners everywhere using the words: **Please! Thank you! Excuse me! I'm sorry!**



kind

line

hand

hall

seat

chew gum

rude

chair

table

run

floor

great

There are other ways to show your manners at the school.  
**Listen and complete the song with the following words:**

# MANNERS SONG



**COMPLETE AND SING!!!**

**Chorus**  
**These are the rules of the classroom:**  
**Always be good.**

When the teachers talk, listen to what they say

And raise your ..... always.

Don't lean back in your .....

Keep your feet on the .....

Work quietly at your .....

Use a whisper voice. Keep your  
..... neat.

Always be ..... and sweet.

**Chorus**

Keep a ..... attitude.

Don't ever be .....

Keep your hands and objects to yourself.

Always, always walk. Never, ever  
..... ,

And don't you ever .....  
Don't ever cheat.

Your assignments complete.

Don't be loud in the .....  
Participate in class.

Always be on time. Never get out of  
..... .


**Chorus**

**Follow, follow the rules.**

**Follow, follow the rules.**

# MANNERS IN THE CLASSROOM.

Look at the following classroom. There are some students showing **GOOD manners** and others showing **BAD manners**. Color the good manners and cross out the bad manners.



COLOR & CROSSOUT

# MANNERS IN THE CLASSROOM.

Read the following sentences about manners in the classroom.



You **have to** listen to your teachers.

1.



You **must** raise your hand.

2.



You **must not** put your feet on the desk.

3.



You **can't** cheat.

4.



# YOU SHOULD. MUST OR HAVE TO?

Complete the rules with  
**should, must, have to, and can't.**



COMPLETE



You  smoke  
in here.



You  to use the  
zebra crossing.



You  wait for  
the bus at the bus stop.



You  throw  
litter on the street.



You  pay your  
ticket for the cinema.



You  make  
noise in the library.

# MANNERS IN THE SCHOOL

Write two sentences with **can't**, one with **should**, one with **must** and one with **have to** to talk about rules in your school.



COMPLETE



CAN'T  
SHOULD  
MUST  
HAVE TO

- 1
- 2
- 3
- 4
- 5

Five sets of horizontal dashed lines for writing, corresponding to the numbered circles.



Unit 1

# Lesson 2

# Around the Classroom




1




6




2



3



4



7



5


A crossword puzzle grid consisting of white squares on a blue background. The grid is shaped like a large cross with some additional squares. The starting points for the words are numbered as follows:

- 1: Top square of the vertical column.
- 2: Left square of the horizontal row.
- 3: Square in the vertical column, two rows down from the top.
- 4: Square in the vertical column, four rows down from the top.
- 5: Left square of the horizontal row, two rows down from the top.
- 6: Left square of the horizontal row, three rows down from the top.
- 7: Left square of the horizontal row, four rows down from the top.

Complete the crossword puzzle.

# SCHOOL OBJECTS

Match the names with the right picture.



Board

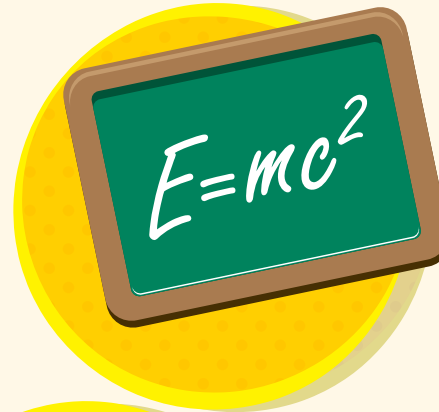

Eraser

Chalks

Chair

Calculator

Notebooks



# OUR SCHOOL BAGS

Read what Flynn and his friends are saying and write their names under the corresponding bag:











IN MY SCHOOLBAG THERE ARE TWO BOOKS, A PENCIL CASE, A RULER AND TWO PENS

IN MY SCHOOLBAG THERE IS A BOOK, A COPYBOOK, A RULER, A PEN AND SCISSORS

IN MY SCHOOLBAG THERE ARE THREE BOOKS, A PENCIL CASE, A COPYBOOK AND THREE PENS

IN MY SCHOOLBAG THERE IS A RULER, TWO COPYBOOKS, A PENCIL CASE AND SCISSORS



# Classroom Language

1

**Listen and read** this Classroom Language. Repeat.

- Please repeat after me
- Can you repeat, please
- Can I see your homework?
- How do you say lapiz in English?
- I know the answer
- Look at the board
- How do you spell...?
- Can you speak louder?
- Is this correct?
- Put your feet down the desk
- Write on the board

2

Now, **classify the expressions** above in the chart:



COMPLETE

## Who says what?

Teacher

Students

*Write on  
the board*



# Class Commands


Cut out the command and paste it in the correct picture




**CUT AND STICK**




**STAND UP**




**BRING YOUR BOOK**




**OPEN THE WINDOW**




**COME IN**



**CLEAN THE BOARD**



**SIT DOWN**



**GO OUT**



**STOP**



**OPEN THE DOOR**

## UNIT 2:

### Communication Objectives:

- To name vocabulary related to Environment.
- To use present simple to talk about green habits.
- To ask questions with How much and How many.
- To talk about countable and uncountable nouns using a/an, some, any.

“ Take care of the earth and she will take care of you. ”

Author Unknown

# I BEHAVE in the Nature

I AM POLITE  
WITH NATURE





**LISTEN**

**Unit 2**

# Lesson 1

**Taking care of our environment is being polite**



**Do not waste paper**



**Do not litter**



**Recycle**



**Do not waste water**

Listen to Flynn talking about how to save planet Earth.  
**Number these pictures according to the order you hear them.**



**Deforestation**



**Recycle**



**Air pollution**



**Ozone layer**



**Water pollution**



**Reforestation**



**Trash can**



**Global warming**



**Littering**

Use your dictionary and your **Stickers Worksheet 2 - ENVIRONMENT -** to stick the picture above the corresponding word.



**STICK!**



# SIGNS OF CHANGE

Draw a sign in the circle with a message that promotes the care of the environment, and **complete the sentence according to what you drew.**

We should \_\_\_\_\_



**DRAW**



# RECYCLING WORD SEARCH

Find 10 words related  
to Recycling!



**CIRCLE!!**

Bottles

Environment

Newspaper

Packaging

Paper

Plastic

Recycle

Reduce

Reuse

Waste

R	R	E	C	Y	C	L	E	V	B	I	L	M	O
E	G	P	O	U	I	R	S	L	W	I	U	F	B
P	P	N	E	N	V	I	R	O	N	M	E	N	T
A	L	U	I	Q	E	K	L	E	E	B	W	R	W
P	A	I	B	G	A	S	C	R	O	T	E	K	N
S	S	Z	C	S	A	U	U	T	F	P	S	D	E
W	T	A	W	Y	D	K	T	E	A	W	Q	A	E
E	I	S	T	E	X	L	C	P	R	B	J	E	W
N	C	R	R	S	E	U	V	A	E	G	H	C	C
K	G	F	Y	S	O	C	G	N	P	Z	L	N	X



# Reduce, Reuse, Recycle!



SING!!!



## SING ALONG!



It's easy  
to do!

Reduce  
reuse  
recycle!

Reduce, reuse, recycle  
recycle, recycle.

Reduce, reuse, recycle  
its easy to do.

For your world is **my world**  
and my world is **your world**

Reduce, reuse, recycle  
its easy to do.



# RECYCLE BASKETS

Match the items with the corresponding basket.



Paper



Plastic



Aluminium



MATCH

# RECYCLING DIFFERENCES




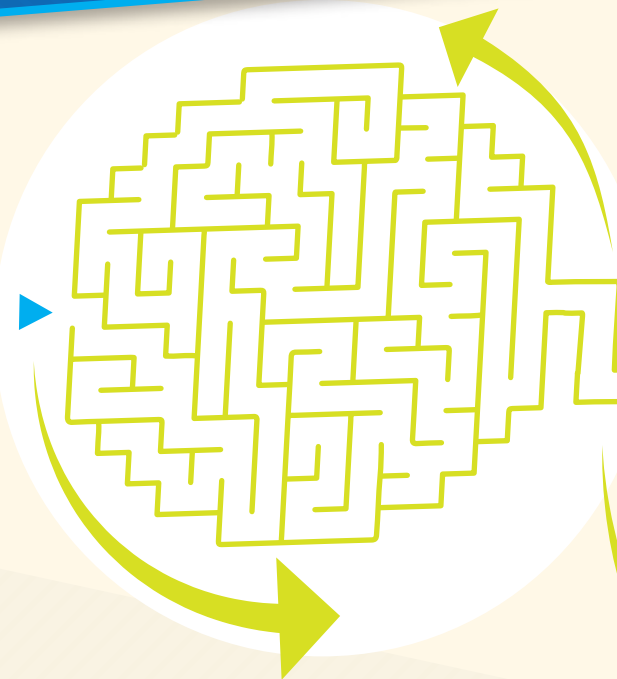
CIRCLE!!



Circle the 6 differences between the two pictures.



# RECYCLE RIGHT MAZE



Follow the path and find the items that you can put in your recycle bin.

Read about **global warming** and answer the questions.

# Global Warming Climate Change?



Climate Change is any significant change in the climate of the Earth. These changes can be temperature, precipitation, wind, humidity, etc. Climate Change occurs because of many things. The heat from the sun and a change in the Earth's orbit may affect the climate on Earth. The way the oceans on Earth circulate can have an effect on the Earth's climate. And finally, human activity can change the climate of the Earth. For example, burning fossil fuels such as gasoline and coal can affect the climate on Earth. Changing the landscape of the Earth, by cutting forests, filling swamps, laying large amounts of concrete over grasslands, can have a great effect on the Earth's environment.

## 1. Climate Change is

- significant change in the climate on the Earth.
- significant change in the size of the Earth.
- significant change in the rotation of the Earth.
- None of the above.

## 2. Global Warming is

- an average temperature decrease in the atmosphere of the Earth's surface and troposphere.
- an average increase in the rainfall on the Earth's surface.
- an average temperature increase in the atmosphere of the Earth's surface and troposphere.
- all of the above.

## 3. Climate Change can occur because of a change

- in the rainfall on Earth.
- in the sun's heat.
- in the moon's orbit.
- none of the above.



AMY, **HOW MUCH paper** DO YOU HAVE?"



Lots of paper!

ODIN, **HOW MANY plastic bottles** DO YOU HAVE?"



40 bottles!

IRVIN, **HOW MANY cans** DO YOU HAVE?"



20 Cans!

EATON, **HOW MANY boxes** DO YOU HAVE?"



10 boxes

LURI, **HOW MUCH clamshell packing** DO YOU HAVE?"



Lots!

I HAVE 30 PLASTIC CONTAINERS, MY FRIENDS AND I ARE DOING A GREAT JOB RECYCLING. WE WILL **win the competition!!**



Read the following story about Flynn and his friends' **recycling competition at school.**

# HOW MUCH HOW MANY?

Read the explanation and complete the sentences.



READ AND  
COMPLETE




## Much

Use with uncountable nouns: for example, 'You have cavities from chewing too much gum.'



## Many

Use with countable nouns: for example, 'Many students were absent because of bad weather.'



## Questions?

Use 'how much' with uncountable nouns; - How much paper does a teacher use weekly?  
Use 'how many' with countable nouns; - How many boys are in your class?

### What are uncountable nouns?

#### Uncountable nouns are:

Nouns that cannot be represented in the singular form or the plural form, such as water, air, love, gum are some examples of nouns that can only be represented in the singular form.



### What are countable nouns?

A countable noun is a type of noun that can be:

1. Presented in both the singular form and the plural form
2. Represented by a number, such as three cups, five pencils.

Decide if the nouns below are **countable or uncountable**.  
Then use **much or many** correctly.



1. \_\_\_\_ coffee
2. \_\_\_\_ computers
3. \_\_\_\_ pencils
4. \_\_\_\_ meat
5. \_\_\_\_ luggage
6. \_\_\_\_ tickets
7. \_\_\_\_ love
8. \_\_\_\_ pencils
9. \_\_\_\_ pens
10. \_\_\_\_ tea



11. \_\_\_\_ luck
12. \_\_\_\_ printers
13. \_\_\_\_ hats
14. \_\_\_\_ clips
15. \_\_\_\_ noise
16. \_\_\_\_ pay
17. \_\_\_\_ peace
18. \_\_\_\_ hands
19. \_\_\_\_ honey
20. \_\_\_\_ berries



21. \_\_\_\_ cheese
22. \_\_\_\_ sugar
23. \_\_\_\_ flowers
24. \_\_\_\_ music
25. \_\_\_\_ food
26. \_\_\_\_ children
27. \_\_\_\_ time
28. \_\_\_\_ evenings
29. \_\_\_\_ cars
30. \_\_\_\_ girls



31. \_\_\_\_ sense
32. \_\_\_\_ ideas
33. \_\_\_\_ chairs
34. \_\_\_\_ plates
35. \_\_\_\_ traffic
36. \_\_\_\_ pictures
37. \_\_\_\_ news
38. \_\_\_\_ butter
39. \_\_\_\_ stars
40. \_\_\_\_ teachers

## Complete with **MUCH** or **MANY**:

1. How ..... **chocolate** do you need for the cake?
2. How ..... **people** were there at the meeting yesterday?
3. There's ..... **food** in the fridge. We needn't go to the supermarket.
4. There isn't ..... **traffic** on Sunday.
5. There were ..... **people** at the concert yesterday.
6. How ..... **brothers** has she got? Two, I think.
7. There aren't ..... **oranges**. We should buy some more.
8. There isn't ..... **milk**. We should get some more for tomorrow.

# HOW MUCH HOW MANY?




PRACTICE  
AND COMPLETE

○ Write many or much  
for the following nouns:

<input type="text"/>	apples	<input type="text"/>	months
<input type="text"/>	shoes	<input type="text"/>	paper
<input type="text"/>	buildings	<input type="text"/>	vegetables
<input type="text"/>	keys	<input type="text"/>	bread
<input type="text"/>	meat	<input type="text"/>	butter
<input type="text"/>	children	<input type="text"/>	music

○ Circle the correct question  
with how many or how much.

1. **How many** is that sweater?  
**How much** is that sweater?
2. **How many** brothers and sister have you got?  
**How much** brothers and sisters have you got?
3. **How many** homework have you got?  
**How much** homework have you got?
4. **How many** is the hotel room?  
**How much** is the hotel room?



# A/AN, SOME or ANY:

Read this chart before doing the exercises:



## A / An

We use A/AN with countable singular nouns.

"I'm eating a sandwich"  
"There's an apple on the table"

## SOME

We use SOME with countable plural and uncountable nouns in the AFFIRMATIVE. (Also in questions - when we offer something politely)

"There are some apples"  
"There's some milk in the fridge"  
"Would you like some more tea?"

## ANY

We use ANY with countable plural and uncountable nouns in the NEGATIVE and INTERROGATIVE.

"Is there any milk?"  
"There aren't any oranges"

### Complete with A/AN, SOME or ANY.

1. What are you eating? I'm eating ..... cheese sandwich.
2. Would you like ..... more cheese? No, thanks!
3. Is there ..... sugar?
4. I'd like ..... more tea, please
5. We have got ..... apple, ..... cherries and ..... banana.  
We can make ..... fruitcake.
6. I haven't got ..... money, so I can't buy the CD.
7. There wasn't ..... chicken left when I arrived home yesterday.
8. Are there ..... potatoes? I'd like to prepare a Spanish omelette.
9. There isn't ..... rice in the cupboard. I'll go to the supermarket and get .....
10. That's ..... delicious chocolate cake!




# BEARS! EATING

Look at the pictures and **circle the right answer**.



**CIRCLE!!**

The bears are having tea



A bear is drinking **a / an / some / any** tea and the other is drinking **a / an / some / any** coffee.  
They aren't drinking **a / an / some / any** milk.  
They are eating **a / an / some / any** cookies.  
They aren't eating **a / an / some / any** apple.  
There is **a / an / some / any** plate with a lot of cookies.  
There isn't **a / an / some / any** bottle of water on the table.

The bears are having lunch



A bear is eating **a / an / some / any** hamburger and **a / an / some / any** fries, the other bear is eating **a / an / some / any** piece of pizza.  
They are drinking **a / an / some / any** soda.  
They aren't eating **a / an / some / any** meat.  
There is **a / an / some / any** bottle of ketchup and **a / an / some / any** bottle of mustard on the table.

# Cooking CAKES!



Chef Smith wants to prepare a cake and is buying the ingredients at Derek's grocery store. Complete their conversation with **much** / **many** / **a** / **an** / **some** / **any**.



**PRACTICE  
AND COMPLETE**

**Cheff Smith:** Hi Derek. Can you help me? I need ..... chocolate to make ..... cake.

**Derek:** How ..... do you want?

**Cheff Smith:** 400g.

**Derek:** 400g? How ..... bars of chocolate is that?

**Cheff Smith:** 2, I think. Derek do you have ..... eggs? I've just remembered that the children ate all the eggs for breakfast.

**Derek:** How ..... eggs?

**Cheff Smith:** Just one.

**Derek:** OK, Here you are 2 bars of chocolate and ..... egg. Anything else? Sugar, flour, butter, ..... mixing bowl?

**Cheff Smith:** No, that's all. Thanks a lot, I'll bring you ..... slice of my cake later.

**Derek:** How ..... calories are in a slice of cake? I'm on a diet.

**Cheff Smith:** I don't know.

**Derek:** In that case, don't bother bringing me ..... slice of cake, you can pay me for the egg and the chocolate, £10.00 please!

**Cheff Smith:** How ..... ???!!!

# Manners Word Search

LET'S REVIEW



Circle the words in the box.  
They are all related to **good manners**.



PRACTICE AND COMPLETE

Ask

Better

Courteous

Enjoy

Etiquette

Listen

Nice

Phone

Smile

Social

Special

Taught

Y	O	J	N	E	A	S	K	V	E	C	J	S	L	D
A	A	Q	N	Q	F	U	A	Q	T	L	O	A	T	H
T	X	U	L	J	A	O	A	O	Y	C	I	Y	R	R
V	X	F	D	N	S	E	E	D	I	C	C	M	O	G
J	X	R	Q	G	M	T	R	A	E	N	X	V	S	Y
A	E	X	V	D	C	R	L	P	T	Y	Y	E	D	X
F	H	T	H	A	I	U	S	Q	A	K	O	H	P	E
L	I	X	T	A	H	O	A	X	U	C	E	F	Z	X
S	I	B	M	E	Y	C	K	V	G	V	C	Q	F	Q
U	H	S	K	Z	U	I	N	R	H	E	Q	M	Y	A
B	E	T	T	E	R	Q	Z	N	T	N	V	K	V	E
H	V	U	R	E	O	Q	I	X	G	O	R	D	C	S
X	O	W	Q	A	N	S	J	T	V	H	V	I	P	D
N	A	K	S	Z	M	X	Y	J	E	P	N	D	M	Q
E	I	R	J	N	Z	R	L	C	R	I	M	E	H	H

# You have to, no you can't!

## LET'S REVIEW



PRACTICE AND COMPLETE

Look at the pictures below and describe each rule. Write sentences with **HAVE TO** or **CAN'T**.

Museum



\_\_\_\_\_

\_\_\_\_\_

Temple



\_\_\_\_\_

\_\_\_\_\_

Zoo



\_\_\_\_\_

\_\_\_\_\_

Lybrary



\_\_\_\_\_

\_\_\_\_\_

School Bus



\_\_\_\_\_

\_\_\_\_\_

Hospital



\_\_\_\_\_

\_\_\_\_\_

Bank



\_\_\_\_\_

\_\_\_\_\_

Classroom



\_\_\_\_\_

\_\_\_\_\_



# Class Rules

1. Listen when others are talking.

2. Follow directions.

3. Keep hands, feet, and objects to yourself.

4. Work quietly and do not disturb others.

5. Show respect for school and personal property.

6. Work and play in a safe manner.

## LET'S REVIEW



### CIRCLE!!



Based on the classroom rules below, **choose the correct option** to complete the statements.

- 1 You **should** / **can't** talk while others are talking.
- 2 Students **can't** / **must** follow directions.
- 3 Students **have to** / **should** keep hands, feet, and objects to themselves.
- 4 You **must** / **can't** disturb others so you can't / have to work quietly.
- 5 Each student **can't** / **must** respect personal and school property.
- 6 You **should** / **can** play as long as it is in a safe manner.

# School Supplies

## LET'S REVIEW



Circle the correct option:




CIRCLE!!



Sharpener  
Scissors



Rubber  
Paper



Pencil  
Ruler



Pencil  
Pen



Paper  
Blackboard



Marker  
Paint



Notepad  
Book



Pen  
Pencil



Pencil case  
School bag



Scissors  
Sharpener



Globe  
Marker



Marker  
Paint Brush

# The teacher's instructions

## LET'S REVIEW

1. Complete the instructions with the correct words.

a message / English / the book / the song / your hands / the board / a question



Read \_\_\_\_\_.




Write \_\_\_\_\_.



Speak \_\_\_\_\_.




Listen to \_\_\_\_\_.



Look at \_\_\_\_\_.



Raise \_\_\_\_\_.




Ask a Q \_\_\_\_\_ and Answer \_\_\_\_\_.

2. Complete the instructions with the correct verbs.

stand / open / sit / be / speak / close = shut / come



\_\_\_\_\_ down



\_\_\_\_\_ up



\_\_\_\_\_ your copybooks



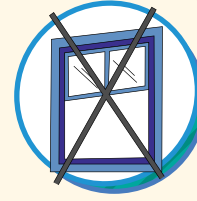
\_\_\_\_\_ the door



\_\_\_\_\_ quiet



\_\_\_\_\_ in



don't \_\_\_\_\_ the window




don't \_\_\_\_\_ French



\_\_\_\_\_ after me.

## The pupils' reactions




Can I switch the light ?



Can I \_\_\_\_\_ the window ?



Can I \_\_\_\_\_ the window ?



Can I clean the \_\_\_\_\_ ?



\_\_\_\_\_, and see you soon !



I don't \_\_\_\_\_



# Environmental Words



LET'S REVIEW



Write the letters next to the corresponding environmental problem picture.






PRACTICE AND COMPLETE



- a Overfishing
- b Air pollution
- c Recycling
- d Water pollution
- e Drugs
- f Oil spills

- g Endangered species
- h Hunger
- i Global warming
- j Nuclear waste
- k Cutting down the trees



# WHAT AM I?

## LET'S REVIEW

Guess what my friends are made of, write it under their picture




PRACTICE AND COMPLETE




1




2




3



4



5



6



7



8

Cross the **C** or **U** for **COUNTABLE** OR **UNCOUNTABLE NOUNS** for the corresponding picture:



1. Love     C  U  
 2. Match     C  U  
 3. Furniture     C  U

4. Mouse     C  U  
 5. Teacher     C  U  
 6. Happiness     C  U

7. Luggage     C  U  
 8. Dress     C  U  
 9. Money     C  U

10. Book     C  U  
 11. Milk     C  U  
 12. Homework     C  U

13. Time     C  U  
 14. Tea     C  U  
 15. Music     C  U

# How Much how Many

## LET'S REVIEW



## PRACTICE AND COMPLETE


### Write some or any.

1. There is ..... **milk** in your mug.
2. There isn't ..... **ham** for breakfast.
3. There are ..... **apples** in the basket.
4. Are there ..... **sausages** in the fridge?
5. There aren't ..... **oranges** left.
6. There's ..... **cheese** on the table.



### Write much or many.

1. How ..... **sandwiches** would you like?
2. How ..... **jam** do you need?
3. How ..... **tea** do you drink for dinner?
4. How ..... **eggs** are there on the table?
5. How ..... **yoghurt** have you got?
6. How ..... **rolls** would you like?



### Read the text and then decide whether the statements are true or false.

Hi! My name's Alex. I always have a sandwich and tea for breakfast. My favourite sandwiches are ham and tomatoes sandwiches. They're delicious! And I also like cheese sandwiches. On weekdays I have lunch at school. I take a packed lunch with me. I have some sandwiches, an apple or a banana and I usually drink hot chocolate or tea. For dinner I have jacket potatoes with cheese and some salad, pizza or fish and chips. But I like spaghetti the most because it is my favourite food.

1. He has hot chocolate for breakfast. \_\_\_\_
2. He likes cheese sandwiches. \_\_\_\_
3. He doesn't have fruit for lunch. \_\_\_\_
4. He drinks tea or hot chocolate at school. \_\_\_\_
5. He doesn't eat sandwiches for dinner. \_\_\_\_
6. His favourite food is pizza. \_\_\_\_

